

LANTMÄTERIET DNR: 100-2016/1943

NÄRINGSDEPARTEMENTET DNR: N2016/03137/PUB
N2016/04982/PUB

DRAFT 1.0

2016-08-30

Swedish National Report

Sweden's National Report for the third United Nations Conference on Housing and Sustainable Urban Development (Habitat III)

Alexandra Höglom Moisiso, Cristian Soto and Peter Wasström

Lantmäteriet, International Services Department, SE-801 82 Gävle, Sweden
VISITING ADDRESS Lantmäterigatan 2 C, TELEFON 0771 - 63 63 63
EMAIL lantmateriet@lm.se, INTERNET www.lantmateriet.se

Contents

| | |
|---|-----------|
| Introduction and summary | 4 |
| I. Urban Demographic Issues and Challenges for a New Urban Agenda | 5 |
| 1. Managing rapid urbanization | 6 |
| 2. Managing rural-urban linkages | 6 |
| 3. Addressing urban youth needs | 7 |
| 4. Responding to the needs of the aged | 8 |
| 5. Integrating gender in urban development | 9 |
| 6. Challenges experienced and lessons learnt in these areas (1-5) | 10 |
| 7. Future challenges and issues in these areas (1-5) that could be addressed by a New Urban Agenda | 11 |
| II. Land and Urban Planning: Issues and Challenges for a New Urban Agenda | 12 |
| 8. Ensuring sustainable urban planning and design | 13 |
| 9. Improving urban land management, including addressing urban sprawl | 15 |
| 10. Enhancing urban and peri-urban food production | 16 |
| 11. Addressing urban mobility challenges | 16 |
| 12. Improving technical capacity to plan and manage cities | 18 |
| 13. Challenges experienced and lessons learnt in these areas (8-12) | 19 |
| 14. Future challenges and issues in these areas (8-12) that could be addressed by a New Urban Agenda | 19 |
| III. Environment and Urbanization: Issues and Challenges for a New Urban Agenda | 22 |
| 15. Addressing climate change | 22 |
| 16. Disaster risk reduction | 24 |
| 17. Reducing traffic congestion | 24 |
| 18. Air Pollution | 25 |
| 19. Challenges experienced and lessons learnt in these areas (15-18) | 27 |
| 20. Future challenges and issues in these areas (15-18) that could be addressed by a New Urban Agenda | 28 |
| IV. Urban Governance and Legislation: Issues and Challenges for a New Urban Agenda | 30 |
| 21. Improving urban legislation | 30 |
| 22. Decentralization and strengthening of local authorities | 30 |

| | | |
|--------------|---|-----------|
| 23. | Improving participation and human rights in urban development | 30 |
| 24. | Enhancing urban safety and security | 31 |
| 25. | Improving social inclusion and equity | 32 |
| 26. | Challenges experienced and lessons learnt in these areas (21-25) | 34 |
| 27. | Future challenges and issues in these areas (21-25) that could be addressed by a New Urban Agenda | 35 |
| V. | Urban Economy: Issues and Challenges for a New Urban Agenda | 38 |
| 28. | Improving municipal/local finance | 39 |
| 29. | Strengthening and improving access to housing finance | 41 |
| 30. | Supporting local economic development | 41 |
| 31. | Creating decent jobs and livelihoods | 42 |
| 32. | Integration of the urban economy into national development policy | 44 |
| 33. | Challenges experienced and lessons learnt in these areas (28-32) | 44 |
| 34. | Future challenges and issues in these areas (28-32) that could be addressed by a New Urban Agenda | 45 |
| VI. | Housing and Basic Services: Issues and Challenges for a New Urban Agenda | 46 |
| 35. | Slum upgrading and prevention | 46 |
| 36. | Improving access to adequate housing | 46 |
| 37. | Ensuring sustainable access to safe drinking water | 47 |
| 38. | Ensuring sustainable access to basic sanitation and drainage | 48 |
| 39. | Improving access to clean domestic energy | 49 |
| 40. | Improving access to sustainable means of transport | 50 |
| 41. | Challenges experienced and lessons learnt in these areas (35-40) | 51 |
| 42. | Future challenges and issues in these areas (35-40) that could be addressed by a New Urban Agenda | 51 |
| VII. | Indicators | 53 |
| VIII. | References | 56 |

Introduction and summary

17-20 October, 2016 in October 2016, the whole world will discuss in Quito, Ecuador, the urban challenges and lessons learned since the Habitat II in Istanbul in 1996. The third United Nations Conference on Housing and Sustainable Urban Development (Habitat III) will agree on a New Urban Agenda. The Swedish National Report is an important contribution to these discussions.

In the Resolution 66/207 and in line with the bi-decennial cycle (1976, 1996 and 2016), the United Nations General Assembly decided to convene, the Habitat III Conference to reinvigorate the global commitment to sustainable urbanization, to focus on the implementation of a New Urban Agenda, building on the Habitat Agenda of Istanbul in 1996.

During the period of 40 year the world's urban population has grown from 37.9 % (1976 Habitat I) to 45.1 % (1996 Habitat II) and will be in the end of 2016 about 54.5 % 2016 Habitat III. The prognosis is that this figure will have increased to 70 % for 2050.

Sweden has become urbanized rather late. The major phase of urbanization began in the 1950's - 1960's, and has continued since that date.

Until the 1930's, emigration from Sweden was bigger than the immigration process. After that time it has been reversed in principle every year except of 1972. After 1972 the immigration changed character in the way that the non-Nordic labor immigration virtually ceased. Instead the immigration to Sweden came to largely consist of refugee migration and family reunion cases.

An urban area is defined in Finland, Denmark, Norway and Sweden as an urban area with at least 200 inhabitants, where the distance between the houses is less than 200 meters and where the proportion of recreational properties is less than 50 %. This type of definition and measurement are not the same when comparing with the most of other countries.

I. Urban Demographic Issues and Challenges for a New Urban Agenda

Population growth in Sweden is mostly taking place in and close to the largest cities. There is also a tendency to that urban areas, that are within commuting distance to other urban areas, are increasing their population, which should mean that there are some kind of structure of urban areas which make them complete each other and create synergies.

Between year 1996 and 2013 the Swedish population has grown with about 790 000 inhabitants, see figure 1.

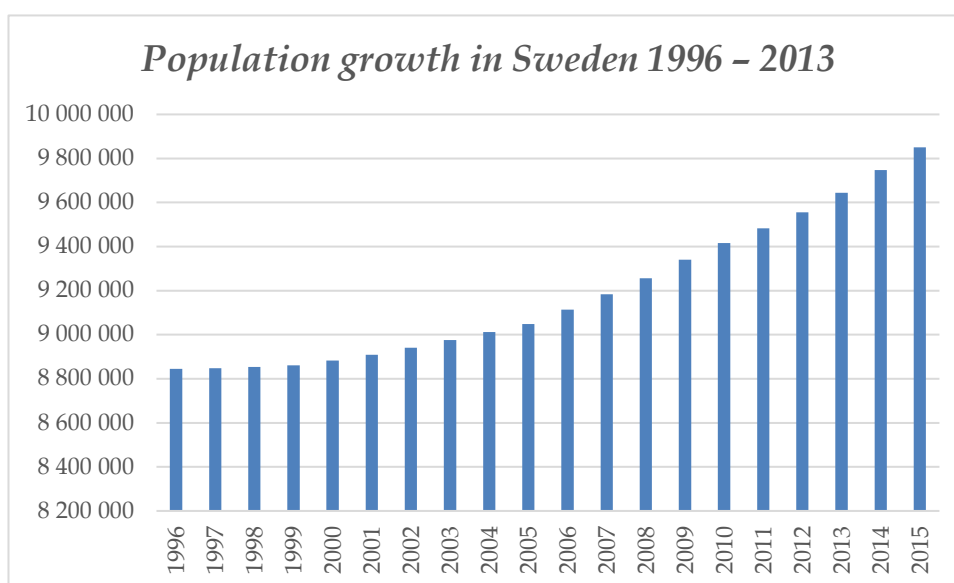


Figure 1. Population growth in Sweden 1996-2015

In the 1960's and in the beginning of the 1970's the birth surplus was the main reason to the population growth. After that the migration surplus has been the main contributor to the population growth, see figure 2.

| Year | Born | Dead | Birth surplus | Immigration | Emigration | Net migration | Population Growth |
|---------|-------|------|---------------|-------------|------------|---------------|-------------------|
| 1990-94 | 120,2 | 94,8 | 25,4 | 60,1 | 27,6 | 32,5 | 57,8 |
| 1995-99 | 93,3 | 93,9 | -0,6 | 46,0 | 36,1 | 9,8 | 9,2 |
| 2000-04 | 95,6 | 93,1 | 2,4 | 61,9 | 34,2 | 27,7 | 30,1 |
| 2005-09 | 107,2 | 91,2 | 15,9 | 92,8 | 42,6 | 50,2 | 66,1 |
| 2010-11 | 113,7 | 90,2 | 23,5 | 97,6 | 50,0 | 47,6 | 71,1 |
| 2012-13 | 113,4 | 91,2 | 22,2 | 109,5 | 51,2 | 58,2 | 80,4 |

Figure 2. Demographic growth in Sweden

1. Managing rapid urbanization

Total number of inhabitants in Sweden in 2015 was 9,851,017 and the land area in square kilometers is 407,310.64. This means that Sweden has 24.2 inhabitants per square kilometer. Percentage of population in urban areas 1960 was 72 % and 2015 86 %.

During the last 40 years the suburban municipalities has had the largest population growth, 70 %, at the same time as the population in the sparsely populated municipalities has decreased with 20 %. The population in the cities and in the towns increased with 11 % and 20 % respectively. The pressure on the suburbs have led to increased construction of housing and spread of new housing in the hinterland of the cities.

During the last years the discussion of densification instead of sprawl have become more present in order to decrease the strain on more hinterland and instead make the use of the already utilized land and existing infrastructure more effective.

Centralization is a general trend in Sweden. There is great awareness of the challenges involved in rapid urbanization. The biggest challenges are mainly to be found in the largest urban areas, although urbanization as such is taking place all over Sweden. The challenges are, by Swedish standards: the rapid population growth, shortage of dwellings in the fastest-growing cities, pressure on land use, traffic congestion and pollution.

In Sweden, the demographic challenges that go along with rapid urbanization are: enough kindergartens, schools, student dwellings, affordable dwellings, especially for youth and young adults, universally designed dwellings for the disabled and elderly and general services and dwellings for the oldest part of the population.

Besides economic measures, the most important tool for managing and meeting the challenges of rapid urbanization is the Planning and Building Act. In the process of making master plans for their future community, municipalities can collect statistics and information on the number and location of dwellings, kindergartens, schools, dwellings for the elderly and all other services and enterprises in the municipality.

2. Managing rural-urban linkages

Sweden as Norway, Finland and Iceland, have very small and non-dense populations compared to the rest of Europe. Regional differences are still to be found. The settlement in the Sweden is primarily concentrated in the southern regions.

In 84 of Sweden's 290 municipalities the population decreased in 2013, while it increased in other 206 municipalities. In 2012, 129 municipalities had a population decrease.

Statistics Sweden's regional projections show that the population of rural municipalities will decline slowly but surely. Population growth has not

distributed evenly across the country in the previous years and, according to Statistics Sweden this pattern is not expected to change in the future.

3. Addressing urban youth needs

The number of children in Sweden during the past hundred years has been fairly steady at around 2 million. But this figure is expected to rise in the coming decades, according to Statistics Sweden's population forecast. One reason is that it will be born more children until 2050.

At the end of 2012 there were more than 1,928,000 children aged 0 to 17 years registered in Sweden. There are slightly more boys than the girls, about 991,000 boys and 937,000 girls. The number of children in Sweden have been about 2 million since the beginning of the 1900's, with the exception of the years before and during World War II. In the longer term, the number of children is expected to increase slightly and in year 2060 it is expected to be nearly 2.4 million children in Sweden.

Since the total population constantly has increased, the children's share of the population has declined. In the early 1900's, nearly 40 % of the population were under 18 years old, in the 1970's, about 25 % and now children are 20 % of the population. The decline in the proportion of children in the population is partly because of increased life expectancy and the increasing number of older people, while the number of children has remained at about the same level. In the future, it is assumed that the proportion of children remain at around 20 %.

Children in large age groups may face a different situation in preschool and school than those born in periods of low fertility. This requires, among other things, social planning. The fact that the birth rate in the future is expected to increase means there will be an increased demand of pre-school places. Also the number of pupils in primary school grades 8-9 will grow over the next 20 years, while the secondary school student base, which has declined since the mid-2000's, will start to increase again in the mid-2010's.

The young women change both residence and place of residence more often than the young men, which has led and will lead to that the number of women fall in emigration areas. Metropolitan areas have had the largest population increase, both because of large domestic migration and of immigration.

In an international perspective young people move early from home in Sweden. In 2008, about 42 % of people aged 18-24 was still living in the parental home, compared with the average for all 27 EU countries, 77 %. In ages 25-34, about 3 % was still living with their parents, compared to the EU average of 26 %. Between 2005 and 2008, the proportion of young people living with their parents increased a little. Various reports indicates that the proportion of young people living in the parental home may have increased further in the recent years and that especially in the Stockholm area this is seen as a growing problem.

4. Responding to the needs of the aged

People 65 and older accounted for 19.4 % of the country's total population in 2013, of which 54.4 % were women and 45.6 % were men. The average life expectancy is increasing continuously and the proportion aged 65 and older is expected to be around 23 % in 2030. The proportion of people 80 and older is expected to increase from 5.3 % in 2013 to 7.5 % in 2030. In 2012 was expected that the population of Sweden would on average live 70.7 years of good health. The number of expected years of good health has steadily increased since the early 2000's and Sweden is at the top in a comparison with other countries. For example, in the Netherlands and Finland, the corresponding number of 58.9 and 56.2 years.

Since 2005, the number of expected years of good health has increased by about 12 % for the Swedish population. The increase is greater in Sweden than in comparable OECD countries.

The number of expected years of good health is high for the Swedish population, in an international and historical perspective, but there are large variations at municipal level. In 2013 the average life expectancy in the country was 83.7 years for women and 80.1 years for men.

For the country it is expected that persons 65 years old and older, who were born in Sweden and have lower secondary education, on average live 19.2 years after their 65th birthday, compared with 21.5 years for those with tertiary education.

The number of expected life years with good health has increased and Sweden has the highest expected years of life in the world, albeit with wide variations at municipal level.

Health care and care for the elderly is facing a demographic caused increase of needs of health and social care and also large number of retirements among existing staff.

The opportunities for the elderly to live in special housing has been limited over the past five years. The needs of accommodation varies in the group of elderly. Some want to stay at home as long as possible with the support of home care and other services, while some of them need and want special accommodation. Some 80 municipalities report that they have a deficiency in specific places in relation to the needs of the elderly, and more municipalities expect to have a deficiency in five years.

Physical accessibility is a key part of the national objectives within the disability policy, because people with disabilities have the right to live independently and to participate in society on an equal basis with others. Sweden has its own approach to disability policy called "Strategy for disability policy 2011-2016".

5. Integrating gender in urban development

Gender equality is created where ordinary decisions are made, where resources are shared and where the norms are formed. Therefore, the gender perspective must be included in the daily work in all operations.

The overall national objective of gender equality policy means that women and men are equal and have the same rights, responsibilities and opportunities to shape society and their own lives. The goal is embodied in the four milestones:

- An equal distribution of power and influence. Women and men should have equal rights and opportunities to be active citizens and to shape the conditions for decision-making.
- Economic equality. Women and men should have the same opportunities and conditions with regard to education and paid work that provide lifelong economic independence.
- An equal distribution of unpaid care and household work. Women and men shall take the same responsibility for household work and have the opportunity to give and receive care on equal terms.
- Men's violence against women must stop. Women and men, girls and boys, shall have equal rights and opportunities to physical integrity.

There are different strategies to achieve gender equality. In Sweden, gender mainstreaming is the main strategy, which means that gender equality should permeate the entire organization at all levels, even where decisions are made. Gender mainstreaming requires that one systematically identifies and analyzes the conditions and opportunities for women and men. Each issue affecting individuals should be examined from a gender perspective and consequences of how the proposals might affect women and men, girls and boys shall be analyzed.

When it comes to equality, it is important to keep in mind that neither group of women or men as a group are uniform. All men and all women, for example, do not have the same life experiences or living conditions. In an equality work it is therefore important to see that that different power structures can interact. Factors such as gender plays a big role in the living conditions for the elderly, children, persons born abroad, persons with disabilities and so on. How different power structures interact is made visible by means of a so-called intersectional perspective.

With gender separated statistics the different lifestyles and living conditions of women and men can be made visible. During a weekday women do an average of 3.5 hours of unpaid work, a decline from the early 1990's with a little more than an hour. Men do 2.5 hours of unpaid work, which is an increase with 8 minutes. Viewed over a full week women do an average of about 30 hours paid work per week, compared with 27 hours in the early 1990's. Men are working (paid) today on average of 37 hours during a week compared to 41 hours earlier.

Both the place of residence as well as the labor market situation, living conditions and the available forms of care for children and the elderly,

brings both opportunities and constraints for women's and men's everyday lives. It also makes access to other services, as well as the communication options available. In order for physical planning to not consolidate structures for the future, it must be sensitive to how women and men want to live their lives, both today and in the future.

Sweden is considered to be one of the most gender equal countries in the world. Still, a number of challenges to gender equality remain and new gender issues keep surfacing.

6. Challenges experienced and lessons learnt in these areas (1-5)

Managing rapid urbanization, urban youth needs and the needs of the aged

Policy-making participation is the most important way to influence developments, including urban developments.

The largest cities have experienced rapid population growth in the last 20 years. The municipalities have met the growth by planning for increased building activity using the Planning and Building Act. The Act is used to secure a sufficient supply of basic services such as schools, kindergartens and infrastructure, etc. in addition to sufficient adequate dwellings for different purposes. The municipalities can also use the Act to secure private investments, like roads, parks, water and sanitation.

However, the municipalities have to invest in the social structure, like schools, dwellings for people with disabilities and the elderly and general basic services.

Pressure on land for children is a major challenge. With rapid urbanization comes the densification of already built areas and developments in areas that were formerly public spaces and green areas. One of the challenges experienced is pressure on areas used by children and adolescents, such as vacant plots and green or grey areas.

The past five years, housing has become an increasingly recognized problem, not only for the groups that have been difficult to find a home of their own but also as an obstacle to economic growth. Population growth has increased rapidly after 2005, whilst continuing urbanization and housing construction declined. Young people and immigrants have been increasingly difficult to establish themselves in the housing market.

Vulnerable housing areas have received increased attention.

The government has in recent years initiated a comprehensive investigation activities focusing partly to simplify the planning and building permit process, land policy, regional issues and building regulations.

Gender equality

The Swedish government promotes equality in all areas, such as political participation, economic independence, absence of violence, working life

and equal parenting. Sweden has a long tradition of promoting equality through welfare and family policies. A number of welfare arrangements enable each parent to participate in both working life and the family. This includes the statutory right to kindergarten, paid parental leave, the right of parents to stay at home when their children are sick, the right to part-time work, and so forth. In the educational field, women now have equal access and there is a higher proportion of women with higher education than men. These efforts are important conditions for reaching other objectives, such as equal representation in policy-making bodies and the advancement of women in general.

7. Future challenges and issues in these areas (1-5) that could be addressed by a New Urban Agenda

New challenges have arisen when the population growth increased sharply from 2006, mainly due to a sharp increase in immigration. The past five years, population growth has been consistently high. In particular, the population has increased in greater Stockholm. In the years 2006-2014 also increased the number of people in the establishment of the 20-24 age quickly, which helped to put pressure on the housing markets in growth areas.

Residential construction increased from the late 1990's and peaked in 2006, when it began almost 40,000 dwellings per year, equivalent to about 4.5 dwellings per 1,000 inhabitants.

Construction Starts declined significantly after 2007. In the years 2008-2012 started an average of 24,500 housing units per year. Among the explanations for the decline in construction can be discontinued state support for housing construction from 2007, stricter guidelines for lending to housing, lengthy planning processes, but not least falling demand during the 2008-2009 financial crisis, as well as from the summer of 2011 in connection with the financial turmoil in Southern Europe. Residential construction increased considerably in 2013, when about 34,500 homes began. Approximately 45,000 new housing units are needed annually to meet long-term population trends, according to the Swedish National Board of Housing, Building and Planning assessment.

II. Land and Urban Planning: Issues and Challenges for a New Urban Agenda

Spatial planning is about determining how to use land and water. Spatial planning makes marks and has consequences for the environment for a long time. The aim is that urban planning should contribute to sustainable habitats of social, economic and ecological perspective. In Sweden, the municipalities have a major responsibility for the planning of land and water areas. According to the Planning and Building Act, various public interests should be weighed against each other in an open and democratic process, while the rights of individuals should be considered.

Sweden has no national planning that sets the framework for the municipal and the regional level by clarifying the state's wishes and intentions. However, the state can influence physical planning through national targets, and by pointing out the claims of national interest.

Also the national transport infrastructure planning affects the conditions for municipal and regional planning.

According to the Planning and Building Act (in Swedish called PBL - Plan- och bygglagen), it is the county administrative boards that promotes and coordinates state interests in the planning process. The county administrative boards can be said to constitute the state's extended arm in the regions and the central authorities must submit documentation to the county administrative boards in their respective areas of responsibility.

The County Administrative Board is responsible for and can intervene in issues related to national interests, environmental quality, inter-municipal interests and issues of health and safety and the risk of accidents, flooding or erosion.

Just as the national level, also the regional planning level in Sweden is relatively limited. To manage inter-municipal issues such as infrastructure, climate and regional housing, resources and abilities are usually required in many cases that each individual municipality have difficulties to mobilize. Region Planning means that two or more municipalities jointly plan how land and water should be used.

Region Planning is a part of the Planning and Building Acts plan system but was at the introduction of the Planning and Building Act 1987 not considered to infringe on the municipal planning monopoly. Region Planning is governed by two laws, one law for the municipalities in Stockholm County, where regional planning is mandatory and a law for other municipalities in the country, where planning is voluntary. The initiative for regional planning may come from national, regional or local level. Primarily it is assumed that the municipalities themselves initiate the issue of regional planning to the government.

Gothenburg region is a formally designated regional planning body, although the region has not taken the opportunity to develop a regional plan under the Planning and Building Act. Decisions about regional planning should be taken by the government.

Municipalities are responsible for planning land and water use within their geographical boundaries. This means that the municipality has the main responsibility for the planning that takes place under the Planning and Building Act and that planning is done by the municipality or by another actor on the municipality's behalf. It is also only the municipality that has the power to adopt plans and to determine if planning should be done or not. The Swedish planning system according to the Planning and Building Act consists of regional plan, master plan, zoning and area regulations.

The municipality is required to have a current master plan (in Swedish called ÖP - Översiktsplan). In the master plan, the municipality must present the fundamentals of the intended land and water use, how the built environment should be used, developed and preserved, which consideration that should be given to public interests and how they intend to satisfy national interests and environmental quality. The plan must also show how the municipality intends to take into account national and regional objectives, plans and programs relevant to sustainable development in the municipality.

The parliament has approved some simplifications in the planning process from the 1st January 2015 with the aim to make the process easier and more efficient to facilitate housing construction.

8. Ensuring sustainable urban planning and design

The Planning and Building Act states that the municipalities must take into account and coordinate the master plan with relevant national and regional objectives, plans and programs relevant to create a sustainable development.

To concretize the national targets the "Vision for Sweden 2025" has been developed. The vision aims to show where Sweden needs to be in year 2025 to meet the national targets until year 2050.

A Good built environment

The purpose of the environmental goal A Good built environment is that cities, towns and other built-up areas must provide a good, healthy living environment and contribute to a good regional and global environment. Natural and cultural assets must be protected and developed. Buildings and facilities should be located and designed in an environmentally sound way and to promote sustainable management of land, water and other resources.

That future generations can enjoy a healthy and good living environment is the environmental policy's main objective. Good built environment is one of the 16 environmental quality objectives decided by the Swedish Parliament by the year 2012.

The target aims to achieve sustainable development in the built environment in which the ecological, social and economic aspects are considered. Ten clarifications of the goal describes the development needed

in areas such as transportation, land development, close to urban green areas, noise, indoor environment for the target to be reached by 2020.

For the environmental quality objective “A good built environment” and the assessment for this is the target will not be reached in time with the instruments and measures available today. However the trend for the development in the environment to be slightly positive.

In several areas of the goal the development is positive. Local government ambitions to create sustainable habitats for its residents is apparent in more strategic documents and completed physical measures. These aim in particular to increase travel by walking, cycling and public transport, reduce car traffic in city centers and increase access to urban nature.

The challenge is to achieve sustainable urban development in both large and small municipalities where the conditions are very different. The increased need for housing may pose a risk to the built environment that all values cannot be nurtured and developed.

Analysis of the environmental impact of buildings seen from a lifecycle perspective could eventually lead to that more effective measures are taken to reduce the environmental impact. Focus has previously been on building management phase, in particular energy consumption for heating, but also measures in the construction phase and demolition phase is important for the possibility of reducing the environmental impact.

In order to work in a more concrete way with steering towards a good built environment there are ten clarifications that the Government decided on 26 April 2012.

The environmental quality objective “Good built environment” is specified so that the objective referred to:

1. ***Sustainable built environment:***

A sustainable urban structure has been developed both at the new localization of buildings, facilities and activities, and at usage, management and transformation of existing buildings at the same time as buildings are sustainably designed.

2. ***Sustainable urban planning:***

Urban and rural areas, and the relationship between urban and rural areas is planned on the basis of a coherent and sustainable perspective on the social, economic, environmental and health related issues.

3. ***Infrastructure:***

The infrastructure for energy, transport, waste management and water and sewage treatment are integrated in urban planning and other physical planning and that the location and design of the infrastructure is tailored to people’s needs, to reduce resource and energy consumption and climate impact, while consideration is taken of the natural and cultural environment, aesthetics, health and safety.

4. ***Public transport, walking and cycling:***
Public transport systems are environmentally friendly, energy efficient and accessible and that there are attractive, safe and efficient pedestrian and bicycle paths.
5. ***Nature and green spaces:***
There are natural and green areas and green zones in proximity to buildings with good quality and availability.
6. ***Cultural values in the built environment:***
The cultural, historical and architectural heritage in the form of valuable buildings and built environments and places and landscapes are preserved, used and developed.
7. ***Good living environment:***
The built environment is based on and supports human needs, gives the experience of beauty and comfort, and have a variety of housing, workplaces, services and cultural.
8. ***Health and safety:***
People are not exposed to harmful air pollution, chemicals, noise levels and concentrations of radon or other unacceptable health or safety risks.
9. ***Conservation of energy and natural resources:***
The use of energy, land, water and other natural resources is done in an efficient, resource-saving and environmentally friendly way to eventually reduce and that primarily renewable energy sources are used.
10. ***Sustainable waste management:***
Waste management is effective for the society, easy to use for the consumers and that waste is prevented, while the resources of the wastes that is created are reused as much as possible and that the impact of the waste and the risks to health and to the environment is minimized.

9. Improving urban land management, including addressing urban sprawl

Decisions regarding land use and the planning of land use constitute one of the key competences that have been accorded to Swedish municipalities in legislation. A system of land use planning makes it possible to guide construction and other land uses at the municipal level.

Sustainable development has been a general principle in land use planning since 1990's. One key observation was that development in Sweden has been strongly differentiated. This can be seen in the concentration of population and jobs in certain urban regions, while remote rural areas are

experiencing population decline. At the same time, the population is ageing at a rapid pace, with the rate of change varying between regions.

10. Enhancing urban and peri-urban food production

Right now we see a great interest to cultivate edible inside the cities. Islands of urban plantations of vegetables, fruit and plants is now available as part of the cityscape of New York, Berlin and Hong Kong.

Urban farming is part of the city of Malmö's sustainability efforts and is widely spread also in cities like Stockholm, Gothenburg, Uppsala and others. Plantations are good because the urban environment will be healthier and we see an increase in plant and animal life. The crop also takes up carbon dioxide to counteract global warming.

The Swedish people cultivates a lot, not least in the cities. One-third of Sweden's cultivation, just over 100,000 hectares, is located in the urban areas where 85 % of all people living in Sweden. Altogether, we grow in gardens 2.6 million, 2 million balconies, patios of 200,000 and 51,000 allotments which is expected to be available in Sweden today. All according to a new report on leisure culture made on behalf of Leisure cultivation national organization and the Swedish University of Agricultural Sciences.

When we expand and densify our cities will shrink the space for other organisms that also live here, like small birds, bees and hedgehogs. But the city where we grow, we can provide the animals with housing. If we grow in the parks, between the towers and the roof so we create shelter and food to various animals needed for a good balance of nature.

11. Addressing urban mobility challenges

The development of the built environment and of transport infrastructure plays a central role in the development of society. The communications are becoming increasingly important in today's society and the communications are today more than just roads and railways. It includes the possibility of having well-functioning networks, which allows for telecommuting and travel-free meetings.

The physical environment has a strong influence on how and to which extent people travel. How neighborhoods, workplaces and places of purchase are located in relation to each other provides a framework for the opportunities individuals have to choose different means of transport in their daily lives. To minimize the negative impact of road transport, it is important that the planning of buildings and infrastructure is integrated. At the same time land use and urban planning affects so much more than just transport demand. A building structure with great potential for environmentally friendly transport and short distance between different functions, as well as an urban and traffic environment that encourages pedestrian and bicycle travel is perceived by many as attractive.

Urban development in the recent decades, has built on having full accessibility by car. The National Board of Housing, Building and Planning and many others believe that the modern urban development should be characterized by an approach where it is natural to be able to move by feet or by bike and be able to play or run in the local environment. We need to change our approach on how we move in our everyday lives for daily transport and recreation. This is also a prerequisite for good accessibility to all public services for all people in society.

Roads and railroads

In terms of roads and railways, the National Board of Housing, Building and Planning works primarily with issues related to sustainable urban and regional growth to do. Sustainable urban development is, in turn associated with infrastructure planning. A new coherent planning process for roads and railways were introduced 1 January 2013 and a new handling of the basis for the planning of the transport system open for closer coordination with planning under the Planning and Building Act.

Since January 1, 2013 sought to transport infrastructure planning system to interact with the planning processes of other public interests, such as land development, land use planning and environmental conditions. Planning and Building Act, the Roads Act and the Act on railway construction now includes coordination paragraphs, which makes the link between sustainable urban development and infrastructure planning even clearer.

Even the municipal strategic comprehensive planning must be coordinated with the planning for the development of the transport system.

It is the Swedish Transport Administration is responsible for planning, building and managing state railways and public roads in Sweden, particularly in rural areas, but also some roads in urban areas.

Public roads are roads where the state or a municipality is the road authority under the Highways Act. Road manager is the person responsible for a road is in satisfactory condition and furthermore executable.

In urban areas, it is usually local planning and building streets, with the support of the Planning and Building Act. The municipality can also plan and build rail transport as tram and metro with the support of the Planning and Building Act.

Cycling of a good environment

To have the target to increase cycling means more movements take place by bike, car traffic decreases and it helps to create a good urban environment for people.

A society with a high level of bicycle use is a society with more accessible location, less air quality problems and less noise. There is also a community with a high quality of life and good accessibility for all. Another positive effect of increased bicycle use is that it provides an improved public health.

To cycle really should be a transport mode to count required that the bike is competitive with other modes of transport. A very high proportion of

bicycle trips, we only when the bike is the easiest and fastest method of travel. Short and fast cycle paths is the key factor to get more people to cycle. A dense and feature mixed city allows for short distances between different objectives.

In pace with the increased use of electric bicycles arise new planning conditions for bicycle traffic. Electric bikes brings new demands on the design of infrastructure such as the increased need for two-lane and bike paths straight due to greater speed variation between different types of cyclists, improved security and weather protection when parking and greater capacity in both parking bike paths. An increased proportion of electric bicycles makes it interesting for more people to commute by bike at longer distances, such as between different communities.

Today, there is a gap in the planning system that makes it no legal basis for the planning of cycle paths that are not adjacent to a public road. To obtain an increased bicycle use between neighboring localities have this gap filled.

Based on public health and physical activity is the daily travel an area where the simplest and greatest health gains can be made through the development of infrastructure for active transportation such as walking and cycling, or otherwise move with muscle power, increase opportunities to improve health. While traveling by public transport increases physical activity as most public transport journeys begin with a walking or cycling trip. The whole trip perspective from door to door is becoming increasingly important in planning where all parts of the trip must be made visible. The journey is not more attractive than their least priority part. For example, the ability to ride from home to the bus is not attractive, safe and secure, will not trip as a whole is attractive and the car stands out as a convenient means of travel.

For more people to use the bicycle in everyday life, there must be access to good bicycle parking at the destination point. Important aspects to consider are the bicycle parking lot in addition to being close to the target point, should also have sufficient capacity, to be sure, and be protected from the weather.

12. Improving technical capacity to plan and manage cities

During the past decades, Sweden has developed the technical capacity to plan and manage cities through the use of comprehensive electronic information and communication technology. This technology is broadly used in the land use planning and building of cities.

The use of electronic information and communication technology in the fields of land use and building including planning, construction and maintenance, has become mainstream. Communication and planning and participation activities have shifted to electronic platforms and the use of the internet, social media and global positioning data has become commonplace. Currently, the majority of land use plans are in digital format, as are plans related to building.

13. Challenges experienced and lessons learnt in these areas (8-12)

Despite the growing use of information and communication technology in land use planning and building, the level of digitalization in planning varies among municipalities, as well as at the regional level. A lesson learned is the need to follow common national or even broader standards in digitalization. In Sweden, the development of information technology has moved towards municipality- and project-specific solutions, which had led to some difficulty in accessing summarized data, for example, at the central government level.

14. Future challenges and issues in these areas (8-12) that could be addressed by a New Urban Agenda

The delegation for sustainable cities

To give the Swedish towns better conditions to develop in a sustainable direction the delegation proposed in its report some government measures that could push the work on sustainable urban development:

- A national urban policy for better coordination of the government sector interests, including a strategy where sustainability is a major goal in practice.
- Continued investment in a national arena that could bring stakeholders for sustainable urban development together.
- Increased resources to the development of knowledge in sustainable urban development in the form of research and development, innovation, systematic follow-up and education.

Improving technical capacity to plan and manage cities

Future challenges in the public sector include setting up an electronic system in which data needs to be saved only once, after which it can be accessed by all necessary parties. At the moment, the lack of compatibility between the standards and formats of electronic data is a challenge that is slowing down the rate at which information on the built environment can be accessed. When looking at ways to develop legislation related to city planning, one should always look at the implications on electronic information management.

SymbioCity

SymbioCity is a platform a tool for international marketing of Swedish knowledge and technology in sustainable urban development and urban infrastructure. It includes solutions for water, sewerage and waste management, but also for urban planning, communications, construction and industry. The concept was developed at the initiative of the Swedish Government, together with the Swedish business community. This creates

an interest for Swedish expertise and Swedish solutions in terms of environmental and energy issues.

SymbioCity is a way to communicate the Swedish experience and the benefits this approach provides: environmentally, economically and socially. The overall aim is to support Swedish companies in their international marketing.

Vision for Sweden 2025

The purpose of the Vision for Sweden 2025 is shaping images of the future, where Sweden should be year 2025 in order to achieve the set objectives for a sustainable society in year 2050.

Sweden 2025 is supposed to be used to contribute to the debate when developing sustainable development strategies at different levels.

The pictures of Sweden are also meant to provide guidance on the types of measures that should be in place for Sweden to be able to achieve most of the national targets, so that the progress towards a more sustainable society begins now.

Vision for Sweden 2025 based on the roughly one hundred national targets set by the Government and the parliament and that Sweden must be a sustainable society latest by year 2050. The overall delimitation is that only matters relating to spatial planning are included. This means that a lot of questions concerning for example social sustainability only are brought up when they are related to the physical structure of society, that the majority of economic and other non-physical forces are not mentioned other than briefly, unless they have direct impact on the physical structures.

The vision is made up of four megatrends and twelve target images or scenarios. Megatrends are large ongoing changes in society and represents the given conditions in all of the target scenarios.

There are of course more than four major trends in the development of the society. The selection here is based on the study of a variety of intelligence analysis from discussions during the second seminar with the national authorities and organizations, and that these four are very important for the structural physical changes in society. The four megatrends are; *Climate change, Globalized world, Urbanized world, Digitalized world.*

Every Sweden Vision begins with a preamble that very short gives a glimpse of what this particular picture is about. The preamble is followed by the vision of Sweden in 2025. In this section, we are in 2025, and look around, see what it looks like in Sweden.

The twelve target scenarios are sorted into four main groups; *Buildings, Finance, Infrastructure and Nature, landscape and environment.*

- ***Buildings***

Four of the goals for Sweden concerns settlements and deal with issues ranging from how regions are growing, through the living environment in the city and rural areas, and how we will build in

2025. These are; *Managing the growing urban areas, Create a sustainable living environment in and around the city, Develop small towns and rural areas sustainable, Durable construction.*

- ***Economy***
Three other goals for Sweden refers to economic aspects. They describe the importance of regional universities to regional growth, both financially and structurally; how to make the best of more short-term growth industries such as mines, and finally the importance of the tourism industry for future growth, particularly in the more sparsely populated areas. These three objectives have been formulated as; *Higher education is the engine of regional growth, Long-term planning for short-term activities, Promote tourism.*
- ***Infrastructure***
The infrastructure is the focus of the three goals. Two of these will take up the issue of transport; one of them concerns the international railway structures in the future, and Sweden's relations with these and the other that public transport forms the hub of the regional development. The third goal describes how the future electricity supply will be guaranteed. These three objectives have been formulated as; *Creating international track structures for goods and travel, Regional development needs developed public transport; Ensure the future of electricity supply.*
- ***Nature, landscape and environment***
There are also two goals for Sweden concerning nature, landscape and environment. As a starting point you have to choose the human need of food and water and the need for varied environments for recreation and outdoor activities. The goals are; *To ensure clean water, Preserve near urban areas, beaches and farmlands.*

III. Environment and Urbanization: Issues and Challenges for a New Urban Agenda

The environmental objectives are of three different types. The generational goal defines the overall direction of environmental efforts. To facilitate these efforts, and to make the generational goal more tangible, there are also 16 environmental quality objectives and 24 milestone targets.

Generational goal

The generational goal is intended to guide environmental action at every level of society. It indicates the sorts of changes in society that need to occur within one generation to bring about a clean, healthy environment. It focuses environmental efforts on recovery of ecosystems, conserving biodiversity and the natural and cultural environment, good human health, efficient material cycles free from dangerous substances, sustainable use of natural resources, efficient energy use, and patterns of consumption.

Environmental quality objectives

The environmental quality objectives describe the quality of the environment that Sweden wishes to achieve by 2020. There are 16 of them, covering different areas – from unpolluted air and lakes free from eutrophication and acidification, to functioning forest and farmland ecosystems. For each objective there are a number of “specifications”, clarifying the state of the environment to be attained.

Milestone targets

To facilitate progress towards the generational goal and the environmental quality objectives, the Government adopts milestone targets in priority areas. These are designed to set out the changes in society needed to meet the environmental quality objectives and the generational goal.

Tracking progress

The idea of the environmental quality objectives is that they should be followed up on a regular basis, with annual reports to the Government and an in-depth evaluation once every parliamentary term. A number of government agencies are responsible for following up and evaluating specific environmental quality objectives. The Swedish Environmental Protection Agency, working with all the agencies with responsibilities within the environmental objectives system, prepares an overall report to the Government. The results of this follow-up are presented on the Environmental Objectives Portal www.miljomal.se.

15. Addressing climate change

Until 2005, the work on climate adaptation was no big issue in Sweden. The focus was instead on limiting climate change, i.e. to reduce emission levels. The change came through the survey Climate and Vulnerability presented in 2007. This accounted for the Swedish society’s vulnerability to global

climate change and the local and regional impact of these changes, and assessed the cost of the damage climate change can cause. The conclusion was that Sweden will be severely affected by climate change and adaptation to the climate change should be initiated.

After major floods occurred in Europe in 2007, the EU adopted a directive on flood risk which regulates the handling of the floods. The directive deals with the systematic identification of flooding and flood risk and to develop management plans for the flood hazard. Swedish Civil Contingencies Agency is the responsible authority and carry out work in close cooperation with the county administrative boards. In connection with the directive Planning and Building Act were supplemented with due regard to the risk of flooding.

One of the great challenges of building society is to adapt society to the climate changes that are expected and reduce our carbon footprint. Climate issues are one of many planning conditions as the municipality under the Planning and Building Act should take into account when planning.

To adapt to climate means amongst other things to not build on low-lying land or land which risk being swamped. Because of the increased rains, it is essential to create conditions for sustainable storm water management. In this work, green structure play an important role, both for taking care of increased rainfall, but also for example to suppress the temperature of heat waves.

To reduce the climate impact, it is important to create closeness and integration between the various functions of everyday life. This can mean building denser cities, reduce transport needs and benefit the expansion of pedestrian and cycle routes and public transport systems.

When planning, it is according to the Planning and Building Act, the municipality's obligation to take account of health and safety and specify the risks. The Plan Documents can thus, for example, contain the guidelines, recommendations or provisions for the subsequent planning and permission granting.

Several authorities have and have had the mission to map Sweden from several aspects. The Swedish Geotechnical Institute does landslide mapping along priority streams, Lantmäteriet the Swedish Mapping, Cadastral and Land Registration Authority has built up a national elevation database. The Swedish Meteorological and Hydrological Institute has been commissioned by the government to operate a national resource center for climate adaptation and there is a Climate Adaptation Portal. Its purpose is to collect and disseminate information and knowledge. Several national authorities are connected to it. Several county councils, together with the Swedish Geotechnical Institute developed conceptual climate and vulnerability analyzes. Like the county councils also made contact with the Swedish Meteorological and Hydrological Institutes to create regional scenarios. The latest reports from the Intergovernmental Panel on Climate Change (IPCC) shows schematically how temperature, precipitation and water levels will change in different regions. Overall, this means that we have relatively good knowledge of flows, levels and temperatures.

16. Disaster risk reduction

Swedish Civil Contingencies Agency has an important role in building a sustainable society and is responsible for developing and supporting community preparedness for disasters and crises.

The main objective of urban planning is to meet the basic needs of society. A sustainable society is based on a balanced whole, and includes interaction with the environment as well as the use of economic and social resources.

The physical planning is ultimately about how land and water should be used for housing, infrastructure and various activities. Social planning involves several processes at local, regional and national level where different social interests are weighed against each other and against individual interests in an open and democratic process.

Landslides are clearly linked to climate and climate change. Some areas are prone to landslides. It depends on the specific soil, rock and water conditions in the area. Therefore, it is important to know the ground conditions in an area to be exploited, so that buildings and padding do not soil unstable.

How stable the soil is depends on the soil, rock and water conditions in the area. Load in connection with filling or construction can make the ground unstable, which can lead to landslides. Although the erosion of embankments and natural changes in the earth's water content can trigger landslides.

According to the Planning and Building Act, the buildings and structures should be located on land that is suitable for this purpose, taking into account, inter alia, human health and safety. Consideration should also be given to soil, rock and water conditions and the risk of accidents.

In many cases geotechnical investigations is required to ensure that the land is suitable for the purpose. Such investigations are usually done during the work of making a detailed development plan for an area.

17. Reducing traffic congestion

In Sweden today, the system of congestion charging in Stockholm Gothenburg. The background is that the population in big cities are growing rapidly and accessibility of streets and roads is restricted when the traffic increases. Congestion charges for Swedish registered vehicles and was introduced permanently in central Stockholm on 1 August 2007. The congestion charge in Stockholm, aims to reduce congestion in the congested areas and thereby improve the environment.

Since January 1, 2013 is congestion even in Gothenburg for Swedish registered vehicles passing through a toll station on weekdays. The purpose of the congestion charge is to improve accessibility, reduce nitrogen dioxide emissions in the central parts of Gothenburg and to

contribute to the financing of investment in public transport, rail and road, including the Western Link (a railway tunnel in central Gothenburg) and a new line over the river Göta Älv.

An evaluation carried out by researchers at the Royal Institute of Technology in Stockholm shows that traffic in Stockholm in 2009 was at a level of about 17-18 % below the level where it was in 2005, before the congestion tax. At the same time, developments in other dimensions (such as population growth, higher gasoline prices, and changes in the number of cars per household) had a net effect of which should correspond to an increase in traffic of about 5 % in 2009. The scientists conclude that congestion charges thus helped to reduce traffic by more than 20 % and it appears a shock effect on motorists' behavior initially, which then subsided slightly and then stabilize at around 20 %.

18. Air Pollution

Air pollution affects both health and the environment. They can make people sick and shorten life expectancy. They also contribute to plant damage, corrosion, pollution, eutrophication, acidification and climate change

There are a variety of activities in the community that contribute to air pollution occurs. They are formed during combustion, resulting in process emission industries or dust from mining.

Air pollution affects the health and environment. The traffic is a source of emissions of combustion gases and particles. The particles are released including from wear of the brakes and wheels or when studded tires wear down the roadway.

Air-related environmental quality objectives

The central air-related environmental quality objectives are fresh air, natural acidification and eutrophication no. Important links are also environmental objectives reduced climate impact, good built environment and non-toxic environment.

The purpose of the environmental system is that the next generation a society in which the major environmental problems have been solved. The environmental quality objectives describe the state of the Swedish environment which environmental work will lead to.

By 2020, the conditions exist to achieve the set environmental quality objectives. To accomplish this you need all actors in society jointly strive to achieve the goals.

The air must be clean to human health or to animals, plants and cultural values are not damaged. The environmental quality objective Clean Air describes the content levels of air quality that we must achieve. These levels will guide national and international efforts to improve air quality.

The biggest challenges for the environmental quality objective is road traffic emissions and wood, as well as high levels of ground-level ozone in polluted air masses transported in from other countries.

Air quality in urban areas

The air in Sweden's urban areas have improved overall in recent decades, but for some pollutants, the trend has now ceased. Continued work on measures is therefore of great importance.

Air pollution in urban areas is also at today's concentration levels are still high enough to cause damage to human health, vegetation and cultural goods. In recent years, the trend has been positive in terms of certain air pollutants, while others could not see any direct improvement of air quality. Continued work on measures is therefore of great importance.

Particulate emissions from road traffic, construction and small-scale burning of wood have to be reduced, as well as emissions of nitrogen oxides and volatile organic compounds that contribute to the formation of ground-level ozone.

Introduction of requirements on fuels and treatment equipment and further reduction of the use of studded tires could contribute to a positive development of air quality in many urban areas. An important regional source of air pollution is also shipping.

Green-house gases

The concentration of greenhouse gases in the atmosphere in accordance with the UN Framework Convention on Climate Change to stabilize at a level that means that the human impact on the climate system is not dangerous. The goal will be achieved in such a way and at such a pace that biological diversity is preserved, food production is assured and other goals of sustainable development are not jeopardized. Sweden, together with other countries have a responsibility to the global objective.

There are important synergies between climate change and air pollution policies. Some of the main air pollutants, such as particulates and ozone, are affecting the climate. Many of the main sources of emissions and measures to reduce air pollution and greenhouse gases are also common.

Noise

Both road and rail traffic has increased in Sweden during the period 1996-2013. An increase in traffic volume has meant that more people are exposed to noise levels exceeding the guideline values. Traffic on the road and rail are the sources of noise that affects most people in Sweden. Around 1.73 million people are deemed to be exposed to traffic noise exceeding the guideline value of 55 dBA equivalent sound level outdoors at their homes. Increased traffic volume, increased migration to cities and the construction of housing closer to sources of noise helps more people become exposed to noise.

Both road and rail traffic has increased in Sweden during the period 1996-2013. Greenhouse gas emissions in 2012 were admittedly only 1 % lower than in 1990 according to the Swedish Transport Administration's calculations. But compared with 2007, when emissions were highest emissions have been reduced by 13 %. This will in turn be seen in light of the passenger car emissions have declined by 9 % since 1990, even though traffic has increased by 14 %. The explanation is that the effect of energy efficiency and increased use of renewable energy has been greater than the effect of the increasing traffic.

19. Challenges experienced and lessons learnt in these areas (15-18)

The Swedish Parliament has taken decisions on national environmental quality objectives, which focus to the next generation a society in which most of the major environmental problems have been solved. The environmental quality objectives and generational goal describes the state of the Swedish environment which environmental work will lead to. There are also specifications of the environmental quality objectives. Just rings clarifies the objectives and used in the ongoing follow-up of the objectives. Expectations of the municipalities participating in the work are great.

Much of the work that environmental goals include progress since earlier in the municipalities within the framework of environmental plans, Agenda 21, the comprehensive plan, local investment, growth agreements, environmental policy, environmental management, environmental accounting, green indicators, network Sweden's Eco-municipalities, etc.

The environmental quality objectives helps with environmental structure, common language and assignments that most people experience as positive. Within the framework of sustainable development, several municipalities also with the social dimension by welfare and financial goals in public health.

Most municipalities have adopted local environmental or work on with this. The most common planning context where the municipalities are working with environmental goals are the comprehensive plan, energy applications/climate strategy, management plan, monitoring plan within the Environmental Code and the energy efficiency strategy.

The environmental objectives are also different extent in the planning of a variety of other sectors. Usually taken up targets for initial basic conditions of work which are organized thematically based on various social and business areas.

In a lot of cases there are environmental objectives and specific strategies/plans for environmental, environment, Agenda 21 and sustainability. Environmental Protection Plans are in many places. In the Skåne region, municipalities and others collaborated on a strategy for green structures. About a fifth of the municipalities working with the targets of their work on environmental management and environmental certification of municipal organization.

Studies done in some Swedish municipalities the years 1995-2000 showed that Local Agenda 21 (LA21) processes stimulated many new ideas, bringing together different disciplines and introduced new subjects in the municipal world. Moreover, LA21 led to improved cooperation by, traditional, closed borders could be overcome and the importance of environmental issues increase the municipalities.

There were signs of increased dialogue between citizens and decision-makers, and increase public influence, particularly in matters where the inhabitants were users. The Swedish Agenda 21 processes culminated around 2000, partly because of the national Local investment program LIP, which is a program of state aid to environmental projects that would be managed by the same group of local officials LA21. Local Agenda 21 was transformed in this way from being a process of public participation for sustainable development to the achievement of specific environmental projects.

20. Future challenges and issues in these areas (15-18) that could be addressed by a New Urban Agenda

Sustainable Consumption and Production 10YFP

The United Nations has decided on a ten-year (2012-2022) framework of programs to achieve the goals of sustainable Consumption and Production adopted by the UN in Johannesburg in 2002 and which is based on Agenda 21 and the Rio Declaration on Environment and Development. The framework 10 is called YFP.

The tanks with 10YFP based on high-income countries must take the lead in a global development. The changes necessary to achieve sustainability is to:

- decoupling economic growth from environmental degradation;
- increase resource efficiency;
- reduce resource depletion;
- reducing waste;
- reduce the spread of hazardous substances.

The objectives of the 10 YFP is to:

- encourage sustainable consumption and production;
- increase awareness in society in general about the issues;
- increase cooperation and exchange of experience between stakeholders and regions, especially considering the needs of low-income countries;
- encouraging interaction between public and private;
- encourage public and private decisions that benefit sustainable consumption and production.

The EU and its Member States must now ensure that the global commitment is implemented. 110 countries have been nominated to be the national focal points, which means that countries should inspire national

efforts and contribute to the exchange of knowledge between individual countries and other parts of the world.

Efficient waste management

The city produces large amounts of waste of many kinds. Among other household waste, waste water, waste from businesses as well as waste from construction sites. The waste produced on a relatively small area provides good opportunities for effective recycling. At the same time the large quantity that is prone to problems. Cities must take the waste issue seriously and local and regional authorities are key players in terms of implementing waste policy.

Reuse and recycling are important for reducing waste. For the waste that is produced for adequate waste management system.

Sweden has come a relatively long way in reducing the environmental impact of waste management. Nevertheless, there is a lot left to do. For example, the amount of waste and resources in the waste could be better utilized.

Today it is common to industrial areas moved out of city centers to make room for attractive residential areas. Before the area for building purposes, it is important to ensure that it is not contaminated by hazardous substances.

In the past, it was common that homes were in close proximity to the industries, ports and warehouses storing including chemicals and oil products. The management of health and environmentally damaging substances were flawed.

Today, industries and warehouses often outsourced from city centers. Old industrial sites and ports are transformed into attractive residential areas. But before homes can be built, it must be ensured that the area is not polluted. When an area populated by residents increases the risk that the public will be damaged by contaminants in soil or water.

Growing cities also means that more and more that live there need to have access to nearby recreation areas that are not loaded with soil contamination. In other words, it is both planned residential and recreational areas that may be relevant for finishing.

In Sweden there are approximately eighty thousand areas feared to be contaminated. It is the result of the national inventory as the county administrative boards conducted in 2008. A large proportion of these are in our cities as remnants of older industrial operations. During the years 2005 to 2010, the most polluted areas are cleaned up to the environmental problem should be resolved by 2050.

IV. Urban Governance and Legislation: Issues and Challenges for a New Urban Agenda

The task of implementing Sweden's strategy for sustainable development is the responsibility of the Government Offices as a whole. The government has set up a special body in the Prime Minister's Office, Co-ordination Unit for Sustainable Development, to co-ordinate international and national efforts in this field and strengthen strategic initiatives.

21. Improving urban legislation

The Swedish Strategy for Sustainable Economic, Social and Environmental Development (2003 / 04:129) is a revised version of the national strategy for sustainable development presented in 2002. Drawn up in co-operation with the Left Party, the strategy builds on the 2002 World Summit on Sustainable Development held in Johannesburg, the EU strategy for sustainable development and the so-called Lisbon process, and addresses the three dimensions of sustainable development; *Economic, Social, Environmental*.

22. Decentralization and strengthening of local authorities

Sweden's 290 municipalities are relatively independent from the state by they themselves manage their finances. The system of local self-government means that municipalities can manage local and regional affairs on their own responsibility.

Autonomy requires both broad discretion to act. The local self-government legitimized by the exercise of decision-making assemblies elected by universal and free elections. It also requires discretion and power to act and the strengthening of the municipalities have their own taxation. This means that Swedish municipalities have great self-control over matters that in other countries are handled at the regional or state level.

23. Improving participation and human rights in urban development

The enterprise sector contributes to sustainable development by generating growth without compromising the environment or human resources. Corporate management must ensure that business operations are conducted in a responsible and ethical manner. Sweden's policy in this regard is based on internationally agreed conventions and guidelines concerning human rights, core labor standards, sustainable development and corruption. This means also an important issue to include human rights in the urban development.

24. Enhancing urban safety and security

The number of crimes reported in Sweden, according to statistics from the Swedish National Council for Crime Prevention continuously increased during the period 1996-2013 and the number of reports has increased by nearly 230,000 complaints, representing an increase of 19.4 % during the period. This represents an increase from 13,300 to 14,600 offenses per 100 000 population. In 1996, the number of reported crimes of 1.17 million, which compares to 1.4 million reported crimes in 2013, see figure 3.

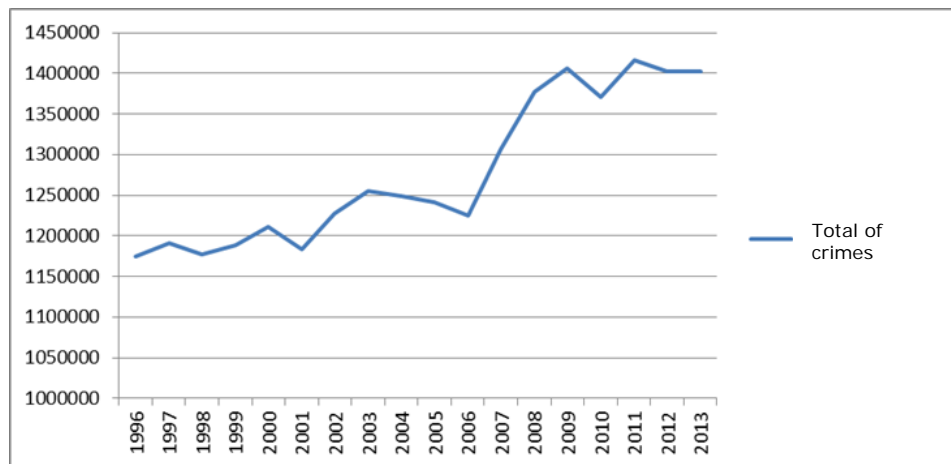


Figure 3. Total number of reported crimes in Sweden during 1996-2013.

According to the Swedish National Council for Crime Prevention is currently the most common crime of theft crimes, such as theft from a car, car theft and burglary. Followed by assault, assault and sexual crimes as other commonly occurring crime. The third most common type of crime is vandalism in any form. A large portion of the crimes committed are reported, however, never and it is not possible to reproduce an accurate picture of the extent of crime really is, or how it has evolved over time.

Overall, the number of reported crimes increased steadily since 1950 when it began keeping such statistics, they do not know whether this is because the number of crimes has really increased or whether it is because more crimes are reported. However, one can see that the increase in property crimes as theft, robbery and receiving offense stalled in the 1990's and became in the 2000's a declining trend. Between the years 2000-2011 reduced this type of crime by 22 %.

However, when it comes to crimes against the person, followed these two types of crime each other well in the development until the 1990's, however, the crimes against persons continued to increase during the 2000's. Crimes against the person is dominated by the assaults and the period 2000-2011 has been observed an increase of 70 % of the number of crimes against the person.

Another factor highlighted by the National Police is serious organized crime is constantly increasing and becoming more "international, multi-criminal and system-threatening". According to the Swedish Civil

Contingencies Agency estimates e.g. the Swedish Police, demonstrated that human trafficking in Sweden has increased in recent years. Both the Schengen and the Öresund Bridge between Malmö and Copenhagen means that it has become more difficult for border guards to detect smuggling.

The National Defence Radio Establishment has drawn attention to other threats associated with information technology's rapid development since the 1990's. There is the growing use of Internet-based communication tools resulted in increased vulnerability to insiders, hackers and spies, in which all parts of the community can be expected to have an increased threat level. This is a result of rapid computerization rate and increased exposure on the Internet.

Another type of potential crime that has got attention from the government is the violent extremism. As late as 2014 a report delivered at the request of the government. The mission statement is clear that the government gives priority to long-term preventive work to safeguard democracy and that it is important that the government, in order to further develop the preventive work, have current knowledge of the violent extremist environments in Sweden. The Government has instructed the Security Service and the Swedish National Council for Crime Prevention to compile reports on violent extremism in Sweden. Reports about Violent Political Extremism and Violence-promoting Islamist extremism in Sweden showed that there are extremist environments in Sweden that are violent and want to change the form of government through undemocratic means. The report from 2014 provides a status report on violent extremist setting in Sweden today.

25. Improving social inclusion and equity

Health and education

The health has become better in Sweden, and the life expectancy has increased for decades as well as continued to increase during the 2000's. In 2013, life expectancy was 83.7 years for women and 80.1 years for men. The main reason that life expectancy has increased, mortality decreased significantly in cardiovascular diseases. The decline has been faster among men and the gender gap in mortality has decreased.

People with limited education have poorer health than those with more education. The working age, mortality rates are more than twice as high among people with only lower secondary education compared to those with tertiary education and the difference has increased since the early 1990's. All the major causes of death in the population such as heart disease, stroke, cancer, accidents, suicide, and alcohol-related disorders are more common among those with little education. Those who have little education are also experiencing their health as poorer and have more mental health problems.

The training is an indicator of socioeconomic conditions and can affect health through several mechanisms, including reduced health risks in the workplace, less economic vulnerability and less stress. For example, unemployment is higher among persons with little education than among

those with long education. These differences between socioeconomic groups are already present in childhood and during adolescence, suggesting that childhood environment is important for healthy habits. Even educational career is determined early in life. The grades in primary school grade nine are crucial to the propensity to continue studying. The proportion of pupils in year nine who are eligible for upper secondary school has gradually decreased and is now at the lowest level so far during the 2000's. There is a higher percentage of boys than girls who do not achieve competence.

Homelessness

The situation of homelessness in Sweden has been measured on four occasions during the period, in 1993, 1999, 2005 and 2011. As a result of the definition of "homeless" has changed at the various study sessions, and some other changes associated with the different measurements, you cannot make a comparison of homelessness quantitative development. Only a comparison between the surveys in 2005 and 2011 is possible. It is the National Board of Health and Welfare's responsibility to homelessness. The authority justifies the conceptual changes that have been made in society place new demands on knowledge for them to be able to give as complete a picture of the problem as possible.

When homelessness was surveyed in 2011 it was based on the National Board of Health and Welfare's survey from four different situations. Acute homelessness, situation 1, means that a person is referred to the emergency accommodation of some kind or sleeping outdoors. This definition was included in the 2005 survey. Situation 2 means that a person does not have a home of their own parent when he or she is facing discharge or abandonment of institutional stay or category accommodation. Situation 3 means that a person living in a housing solution that the municipality has arranged while a person living temporarily contracted loose with friends, acquaintances, family or relatives are in position 4. There is only one situation that is comparable over time.

In 2011 the total homelessness was estimated to around 34,000, according to the National Board of Health and Welfare the definition of this measurement period. This total figure is not comparable with the 2005 total figure of around 17,800, because of the changes to the definition of homelessness made.

In 2011 there were in acute homelessness about 4,500 people. In 2005, this category was estimated homeless amount to about 3 600 people. In other words, the number of people who are sleeping rough or in hostels increased by an average of 180 people a year over the period 2005-2011. Above all, it is the men who are in acute homelessness. Many have substance abuse and addiction and mental illness.

Vulnerable groups

It is not possible to compile a complete picture of the living conditions of vulnerable groups between 1996 and 2014. The change of development is

contradictory. A lack of economic and social resources limits the individual's freedom of action. Weak communities living conditions are strongly correlated with poverty. The assessment of progress depends on whether you place more emphasis on absolute poverty or relative. What should be the basis for the assessment is a political question of values.

Poverty in Sweden has relatively increased since the early 1990's due to increased income inequality. In absolute terms, poverty has declined due to increased real income. Between 5 and 11 % of the population ended up in absolute poverty from 1991 to 2007. The percentages are much higher for "vulnerable groups" such as living alone, young adults and immigrants (especially newcomers). The group "weak groups" therefore consists largely of those who are long-term poor.

The proportion of absolute poor rose significantly during the 1990's deep recession, but has since declined steadily. In absolute terms, the long-term poverty thus diminished over time but become more concentrated groups living alone with children and those born abroad. The proportion of relative poverty has increased over time. From about 5 % in 1996 to just over 12 % in 2007.

Whether poverty is defined by an absolute or a relative income threshold is roughly the same population groups identified as vulnerable. The opportunities to escape poverty and financial assistance taking is partly cyclical. In periods of economic growth the proportion of people who can support themselves in their work in all population groups. The most cyclically sensitive when it comes to start-up of the labor market is young people who neither work nor study in the transition between school and work, and recent immigrants. Children, adolescents, young adults, students, single mothers and immigrants are most at risk of poverty. Among immigrants, recent immigrants and non-European immigrants there is a particular high risk of poverty.

The immigrant group's position in the income distribution worsened over time is partly due to immigration structure has changed. From being almost completely been dominated by labor immigration, refugee and family immigration has come to represent a growing share. The difference is great between different groups of foreign-born people depending on, inter alia, country of origin and length of stay in Sweden.

26. Challenges experienced and lessons learnt in these areas (21-25)

Sweden has a national target for gender equality means that women and men should have the same power to shape society and their own lives. The overall goal is four targets which the fourth target, to men's violence against women must stop, immediately switching to the security aspect.

Security from a gender perspective is a matter of democracy and human rights. Feeling safe and secure is a prerequisite to being an active citizen. In many urban areas are environments that are designed to make people feel insecure, which may have consequences for that active citizen participation

in community life. Above all, it provides a direct negative impact on women's and girls' lives by these feel limited in their ability to move outdoors. Planning with a well-integrated gender perspective can contribute to more urban environments are available for both men and women and boys and girls. Both men and women experience threats from men as a greater risk than threats from women.

The proportion of people who feel insecure when they go out late one night has fallen from 21 % in 2006 to 15 % by 2013. The decrease in the proportion of insecure people relate primarily to women, while the proportion of insecure men are relatively unchanged. There are over three times more women than men who feel insecure when they go out late at night. People in middle age feel unsafe in the least. Over time, the older women (65-79 years) and young women (20-24 years) who feel most insecure. Feeling insecure is more common for people born abroad than people born in Sweden. Foreign-born people also experience a much higher degree of insecurity affects their quality of life.

In 2008-2010, there was a commitment to strengthen security in urban environments from a gender perspective. The initiative included the acquisition of knowledge, seminars, method development and distribution of aid. Then, the effects of a selection of the 127 projects that received funding. The evaluation showed that the initiative has raised the issues of gender equality and security for businesses that work with urban planning and knowledge of these issues has increased. More than 50 % of the projects have developed methods to deal with these aspects in planning. The evaluation also revealed that many businesses would not have worked with security from a gender perspective to the same extent without the aid. The evaluation showed that it was considerably more action has been to create security than had gender issues in focus. As part of this effort, the government has instructed the National Housing Board for three years allocate state aid to equal public environments.

27. Future challenges and issues in these areas (21-25) that could be addressed by a New Urban Agenda

Our civilization rests on our ability to manage, utilize and create the resources on which our economies are based. The resources we are most dependent on include all natural resources, infrastructure and buildings, and human resources. All of these can either be renewed or have a long lifetime. In most cases, it also takes considerable time to build up and affect such resources. Meanwhile, we are all becoming increasingly interdependent. Sustainable development in Sweden is inextricably linked to sustainable development in the world at large. The government has identified four issues of strategic importance to the future of sustainable development:

Environmentally driven growth and welfare

Efforts must be made to promote and boost prosperity throughout the world without impairing the global climate, damaging ecosystems or undermining people's health. Concerted support for environmentally driven growth will create new opportunities for international and European co-operation, serving in turn to strengthen policy-making at all levels. Other positive effects include the creation of networks between the business community, public institutions and NGO's.

Energy is a key area. Energy-saving and efficient energy utilization are vital concerns, as are access to water and sanitation. Major development assistance initiatives and the transfer of technological know-how and expertise are essential. Sweden and the EU are currently seeking to abolish tariffs and other trade barriers applying to environmentally sound goods and services. Thanks to its environmental awareness, holistic approach and high environmental protection standards, Sweden's is a prominent player and an important driving force in the context of international environmental initiatives. Swedish industry, for example, has introduced more environmentally sound production processes. Consumers are also important; changing demand patterns can help stimulate more sustainable production of goods and services. An action plan for sustainable household consumption is being drawn up.

Good health – our most important future resource

Economic growth, a healthy environment and high public health standards are interdependent. High illness rates and persistent social and gender-related health disparities pose a serious threat to sustainable development. The same applies to environmental problems such as uncontrolled use of toxic substances and ambient noise. Investment in health is essential if society is to cope with the stresses and strains caused by ill health. The fight against illness and disease must be a central element of all policies aimed at promoting social justice and combating poverty.

Public health issues feature prominently in international efforts to promote sustainable development. Examples include implementation of Agenda 21, the Millennium Development Goals and the Johannesburg Plan of Implementation. Public health is also a priority issue at the WHO and the key concern of the EU Public Health Program. Sweden's new public health policy is targeted at factors affecting public health. Pressing objectives include greater public participation and empowerment, economic and social security, secure, favorable conditions for children to grow up in, reduced tobacco and alcohol consumption, healthier eating habits and lifestyles, and effective protection against communicable diseases.

Coherent policies for sustainable community planning

Regional imbalance is a growing problem in many countries including Sweden. Mass migration from the countryside has been accompanied by the deterioration of urban living environments. Today, these problems are high on the international and European agenda.

Measures to tackle social segregation, lack of housing and inadequate transport capacity are vital. Infrastructure and living environments must be capable of supporting sustainable economic, social and environmental development over the long term. Effective community planning not only serves to promote enterprise development but can also help expand local labor markets.

In 2004–2005, UN effort to promote sustainable development that would focus primarily on water and sanitation, housing and sustainable building. Sustainable development of urban areas is high on the agenda. In Sweden, the National Committee for Agenda 21 and Habitat have both proposed that activities in this area be intensified. Continued efforts at regional level will be based on existing regional growth and development programs. Attention also been focused on rural development issues, including the EU's agricultural policy. Swedish know-how and expertise, based on its traditional strengths urban planning, building construction and environmental technology and this will furnish an important basis for continued work at international level. Swedish municipal and county councils already cooperate with regions and parties in other countries on the Baltic rim, in Asia, Africa and Central America.

Child and youth policies for an ageing society

Sweden has an aging population and the average age has risen from 37.1 years 1968 to 41.2 in 2015. The proportion of people aged 65 years and above, during the same period increased from 13.4 % to 19.8 %. Fewer economically active people are having to support increasing numbers of pensioners and children. Thus a key question, and a priority issue in the context of international sustainability efforts, is how to support the present and future younger generations.

Recent years have seen a relative decline in the economic and social circumstances of young people in Sweden. Vigorous efforts should be made to strengthen this group. Poor integration, unemployment, long-term dependence on social security benefits and mental illness are all major problems which have even affected the birth rate. As most of Sweden's foreign-born citizens are children and young people, improving conditions for the young will also entail a stronger focus on integration issues. While there is a need for people in this category to improve their Swedish language skills, Sweden should turn the substantial resources of this group to good account.

Due to unemployment, high costs for housing and insecure conditions of work, women are starting having children at increasingly higher ages. From the standpoint of family and gender equality policy, sustainable development is about creating conditions which allow women as well as men to reconcile work and family life. Attention should also be focused on disparities, in terms of needs and opportunities, between girls and boys in society.

V. Urban Economy: Issues and Challenges for a New Urban Agenda

After a steady recovery in the second half of the 1990's, the Swedish economy from a slowdown, as well as large parts of the developed world, when the information technology bubble burst in the early 2000's. Recent disruption in the growth came in 2008, see Figure 4, with the financial crisis that marked the start of a new global recession.

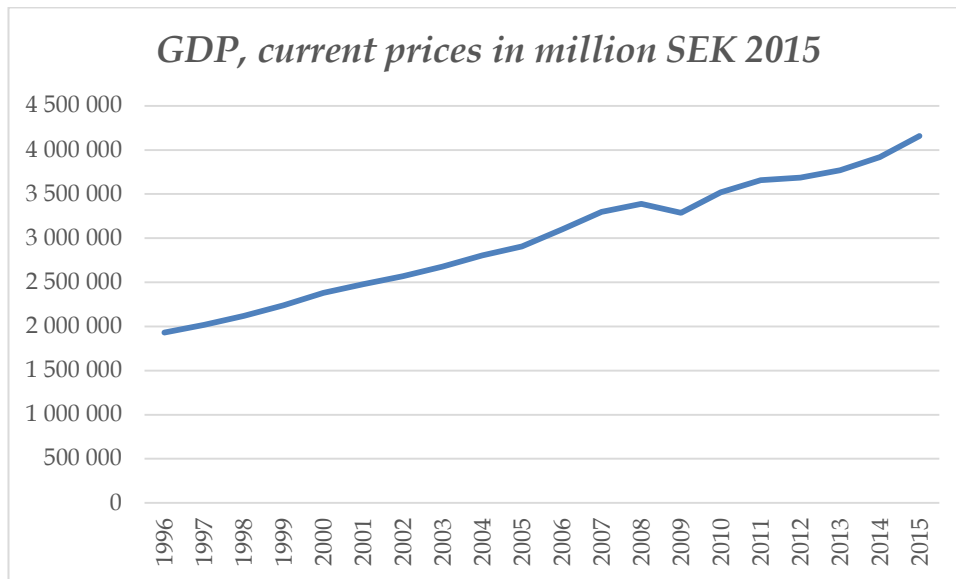


Figure 4. Development of Sweden's gross domestic product for the period 1993-2013

In 2009 Sweden's GDP shrank by 5 %, the largest decline of the GDP of Sweden in a single year in modern times. But this was relatively a temporary problem compared to the crisis in the 1990's.

After the financial crisis, there has been a recovery, with really high growth rates in 2010. However, in line with the international debt crisis worsened internationally, however, the economy slowed down again.

A stabilization and reversal has been since 2013.

Swedish government finances have strengthened considerably since the mid 1990's. A clear sign of this is that the Swedish government debt, measured as a share of GDP in 2013 was about 35 %. This compares with a debt of close to 80 % of GDP in the aftermath of the crisis of the 1990's.

Seen in relation to per capita GDP growth has recovered from the very weak years in the early 1990's. Growth for the year of crisis has been comparatively high in Sweden. During the early 2000's was, however, a downturn in the business cycle when the information technology bubble burst.

In 2008 and 2009, GDP per capita as a result of the financial crisis. The following year, 2010, was characterized by recovery and strong growth.

The recovery is then held during parts of 2011, too, but in line with the international debt crisis began to make itself ever more current, slowed the economy re-entered.

Notably, the recent crises, the financial crisis and the international debt crisis, households are not affected in the same way as the crisis of the 1990's did. During the 2008-2013 period, households' real disposable income per capita on average by 1.7 % per year. This is admittedly a lower rate of increase than in the past, but the difference is large compared with the 1990's crisis, when households' real disposable income per capita fell over a number of years.

28. Improving municipal/local finance

The Swedish municipalities are an important part of the Swedish welfare. The local authorities in charge of the nursery, is responsible for ensuring students receive a good education and society is the last safety net of social services, among other things.

Local self-government is a principle that is enshrined in the Constitution, one of the fundamental laws. Municipalities must follow the framework Parliament and the Government, but in addition it offers local self-government the municipality the right to:

- make independent decisions;
- levy a tax of residents to do their job.

Local self-government is about freedom and responsibility. Freedom for municipalities, counties and regions will themselves be able to make decisions that benefit citizens. Responsibility for developing a well-functioning society and to take advantage of and conserve shared resources.

Municipal tax accounts for about 70 % of municipal revenues. The state decides what municipalities may levy taxes on. Since each municipality decides independently how much municipal tax should be and how the money should be distributed. The average municipal tax rate was 31.86 % in 2014.

Approximately 18 % of municipal income consists of government grants, some government grants are general, and others may only be used in specific areas designated by the Government, such as health care and school, see figure 5.




Figure 5. The municipals yearly income 2014.

If more than a decade remains the public sector face significant challenges when starting the effect of the number of older people take off, partly in the form of baby-boomer generation begins to reach the intensive care aged 85+ and when people born in the 1960's begin to retire. It also increases the working-age population only marginally. This affects both costs and revenue.

In addition to a general standard development in society, medical technology development and rising private purchasing power are factors that make claims and demands of the activities that local governments fund will increase.

Municipalities face a number of challenges in the coming years

Strategies for growth of the tangible capital may be, for example:

- Stimulation of new businesses through investments within the high school that recognizes entrepreneurship and especially small mixer conditions and opportunities. This should include various measures to strengthen the municipalities or regions entrepreneurial spirit.
- Streamlining the municipalities and county councils operating activities that make saving and investment can be raised or lowered taxes.

Strategies to increase the number of hours worked/increase employment can be:

- Measures to integrate immigrants into the labor market.
- Improved collaboration between the municipality, county councils and state authorities at the local and regional level in order to streamline efforts to reduce unemployment and ill health.

29. Strengthening and improving access to housing finance

In Sweden, private housing loans of up to 85 % of the property value; the remainder may be the home buyer financing with own contribution. The provision of a maximum 85 % loan to value was introduced in October 2010 by the FSA in order to dampen house prices. In the past, the housing market in some cases a total lending up to 95-100 % of market value.

Over the past two years the growth rate of loans declined from over 10 % to nearly 5 % annually. The uncertain state of the world economy has contributed to lower demand for loans.

In the 2007 Budget, the Government declares a focus on:

- Better competition.
- Long-term stability for the ownership and construction.
- Freedom of choice in the housing market.
- To facilitate ownership of their own home.
- Accountability and low costs.
- Reduced segregation.
- To develop rental housing.
- Reduced environmental impact.

The availability and affordability of housing can be described as an interaction between housing markets, construction markets and mortgage markets and the need for government guarantees resulting from specific market failures and objectives. The estimation is that the guarantees with the following aims may be particularly interesting to develop:

- Guarantees to facilitate the establishment of owned accommodation
- Guarantees to facilitate the establishment of the construction market and promote competition
- Guarantees to promote housing construction in rural areas

Young people, immigrants and other groups that have not established themselves in their own homes have particular difficulties in establishing themselves in owned accommodation. Especially for the young group, it is because they are not properly established in the labor market with permanent contracts, do not have any savings to an operation and have no credit history. In doing so, they appear to be a risk for the banks.

30. Supporting local economic development

The municipalities have an important role to play as developers of local communities. Social development is about planning, commercial development and the environment in the widest sense, for example improving the local road network and creating jobs and a good local environment. The social developer role involves all-round work to develop trade and industry and create good living conditions for residents in the widest sense.

The way in which the social developer role is exercised will depend on laws and regulations, national initiatives, land use development and administration and, not least, coordination between state and municipal authorities. A municipality's economic room for maneuver will also be significant for the exercise of the social developer role.

To take advantage of each region's unique needs The Swedish Agency for Economic and Regional Growth work with a strategic approach to regional work. The Swedish Agency for Economic and Regional Growth support to the regions is both cooperation and financing and knowledge

The regional development managers in each region regularly meets The Swedish Agency for Economic and Regional Growth regional managers. The meetings discussed the region's needs and challenges as well as opportunities for national aid for the needs highlighted, the goal is to create a clear and common view on the region's needs. Needs may involve, for example that the region needs to create innovative environments and better cooperation between companies and universities in the region.

The planning and design of the physical environment of a region is increasingly interconnected with the local and regional growth. The national planning at a global level must go hand in hand with regional development strategies and local land use planning.

All municipalities in Sweden are working on many fronts to create a desirable positive development.

There are several indicators that help to illustrate the development of the municipality, the business climate is considered to be one of the factors driving growth. Another important indicator is how residents perceive municipal services.

It is deemed important that residents feel involved and have influence over their daily lives in school, preschool and elderly care. And this requires that the municipalities give new residents and entrepreneur's good conditions, for example, that there is a skilled workforce, good infrastructure, good schools and a stable political system.

31. Creating decent jobs and livelihoods

In comparison with other countries, Sweden has a relatively high employment rate and the employment rate is higher than the average for both the EU-27 and EU-15. In Sweden, the employment rate increased above all in the 1970's in connection with the entry of women in the Swedish labor market. However, there are difficulties in comparisons of employment shares between countries where labor markets are designed in different ways. In Sweden, for example, comprehensive labor market program which differs from many other countries.

In addition to the mediation assistance the Public Employment Service offers to all enrolled offered more comprehensive measures for jobseekers who are far removed from the labor market or who have other special needs. By prioritizing efforts to the groups at risk of becoming long-term

unemployed, the authority can ensure that more of these are considered employable by the employer.

Since December 2010, the Public Employment Service the overall coordination responsibility for the establishment of new refugees who receive a residence permit in Sweden. At the end of 2012 covered close to 17,000 people by the establishment assignment. It is still too early to assess the impact of the reform, but previous experience of enhanced efforts for new arrivals shows positive effects. However, indications are that the target group that the establishment reform is aimed to at a more difficult position in the labor market.

Women generally have a higher level of education, but they have lower salaries and are overrepresented in occupations in health care in the public sector and in careers in management in the private sector, men are working to be more involved in careers in engineering, manufacturing and transportation. Women are underrepresented in higher positions in society.

The Public Employment Service conducts target-oriented work to actively promote gender equality in the labor market. Women and men should have access to brokerage and program activities under the same conditions.

The activities will be designed so that women and men to get a job increases in participating in the various activities and programs. As part of efforts to contribute to a more equal labor market policies relate the Public Employment Service to continually monitor existing operations from a gender perspective.

Among foreign-born men and women, the gender gap in respect of employment and labor force participation of larger, compared to native-born women and men. The difference has narrowed in recent times.

During 1990's first half you could see a big change in the unemployment rate in Sweden who, after having been low, rose sharply because of the then crisis, however, was broken this downward trend in 1995 and 1996 turned the curve and employment began to once again go up for the first time since 1990.

Yet also meant the international financial crisis in 2007-2008 and subsequent recession reduced employment share in most countries and so also in Sweden.

According to statistics from the Statistics Sweden the highest jobless rate in the period from 2005 to 2013 recorded in 2010 with a total of 8.7 % unemployed. The lowest proportion of unemployed recorded in 2008 with an overall unemployment rate of 6.1 %. For 2013, the overall unemployment rate of 8.1 %.

Meanwhile, the employment rate has been fairly evenly between 2005 and 2013. When the employment rate was in it in 2010, it was 73.4 %, and when it was at its peak in 2008 it was 75.7 %. The employment rate for 2013 was 75.5 % and thus not so far from the figures from 2008.

According to the Public Employment Service's forecast for the years 2014 and 2015, employment is expected to increase by 116 000 people in two

years. The forecast also shows a decrease in the unemployment rate from 8.1 % in 2013 to 7.8 % in 2014 and 7.4 % in 2015.

Forecast for the number and proportion of the unemployed aged 16-64 (by employment surveys):

- 353,000 people (6.9 %) in 2016.
- 340,000 people (6.6 %) in 2017.

32. Integration of the urban economy into national development policy

The Swedish urban policy drivers about the economy to create well-functioning engines of growth; partly about sustainable development, especially environmental problems accentuated the need to compete. One success factor is that the region's development strategy is based on locally important issues in its regional context and linked to the region's conditions and prioritized based on their regional utility. For cities will act as "engines of growth" in the regional network, with growth through increased mobility, commuting and region must work both from an ecological as from a social perspective. To create conditions for municipal planning should be put into a regional context is considered clearer responsibilities and roles needed at the regional level.

Urban policy at the municipal level can be linked with two contemporary phenomena; the notion of regional competition and the need for a growth-oriented policy; and the notion that this policy is driven by a mutual dependence between public and private actors.

33. Challenges experienced and lessons learnt in these areas (28-32)

The international financial crisis in 2007-2008 contributed to the recession and a drop in employment share in Sweden.

To prevent future crises, Sweden has changed in their housing criteria, in 2010, it introduced a new rule of no more than 85 % of borrowings from earlier 95-100 %.

Healthcare, education and social services have maintained a high quality, which has created a strong legitimacy to municipal and county council operations. Without this legitimacy, it would not have been possible to maintain a high level of taxation. A lesser quality of the publicly funded welfare activities had resulted in demands for lower taxes and increased privatization. Although the municipality has consistently maintained a high quality, private alternatives to municipal operations developed strongly in recent years, such as in the form of independent schools and private providers in elderly care. A development of the free choice of care can be expected to increase the presence of private providers in the health services. The competition between public and private options is a new factor in the local reality.

34. Future challenges and issues in these areas (28-32) that could be addressed by a New Urban Agenda

The municipal sector is facing major challenges that will expose all or part of the municipal sector for large financial pressures going forward. Some examples of the challenges are the demographic changes, demand for tax-financed services, the need for infrastructure investments, real estate and public transportation and relocation.

For good growth requires good educational pathways for learning, skills and development opportunity for both residents and the community as a whole.

The large number of newcomers who enroll at the Employment Service means that the number of registered unemployed will increase in coming years.

Unemployed people with low education is expected to increase. For the group to gain a firm foothold in the labor market, and avoid higher structural unemployment will require expanded training.

Crucial factors to work with include:

- Making the labor market less vulnerable to economic cycles, such as by a diversified economy.
- Improve the business environment and the company's attractiveness.
- Stimulate entrepreneurship.
- Improve the possibility of commuting within the local labor market region.
- Improve collaboration between academia and industry.

VI. Housing and Basic Services: Issues and Challenges for a New Urban Agenda

In Sweden there were in 2012 about 4.551 million inhabited housing. Of these, 44 % of single-family homes and 56 % of apartment buildings.

Of the homes was 36 % rented apartments, 23 % condominiums and 43 % ownership rights and other forms of tenure. Virtually all property rights are in houses.

35. Slum upgrading and prevention

There are no areas in Sweden that are considered to be slums.

36. Improving access to adequate housing

Most people in Sweden have adequate housing conditions. The average housing standard has continually improved and today everyone has access to adequate sanitation and safe drinking water in urban areas.

Developments in the housing market during the period 1996-2013 should be seen in light of three events which occurred during the first half of the 1990's; a comprehensive tax reform, a radical shift in housing policy and a deep recession.

State support for housing construction began to be phased out in 1993. This year, paid about 40 billion nominally in direct aid to investment in housing and the like, equivalent to almost 3 % of GDP. In 1997 the amount had fallen to 23.3 billion and four years later was paid 1.9 billion. Although interest deductions decreased during this period, but the cost of these has been increased.

The Swedish housing policy in 1996 was based on a number of pillars, which essentially remains today. In the starting position, the policy can be described as generic, without means testing. The municipalities had, like today, the responsibility for housing supply. The municipally owned public housing companies have an important function. Its housing is selectively designed for households with special needs, but has had a particular importance in this regard. Rent setting system is another cornerstone. It is a collective, local bargaining system, which is based on the principle of setting rents after the "use value". The main aim of the scheme is to safeguard tenants' security of tenure. The principle of neutrality of taxation of capital between the forms of tenure were a central part of the housing policy from 1975 to 2006. During the period 1996-2013 has been housing policy evolved towards a market adjustment, where the action is to streamline including planning processes, land policy and building regulations while housing social and environmental issues are significant elements.

House prices rose in real terms by an average of 7.8 % per year from 1996 to 2007. After the price increase has slowed significantly, and during the 2008-2009 financial crisis, prices fell temporarily. During the years 2008-2013

increased house prices in the country in real terms by about 1.2 % per year on average. Prices of condominiums increased more rapidly, by 4.1 % per year.

This may sometimes reflect a change in preferences and the continued urbanization.

New challenges have arisen when the population growth increased sharply from 2006, mainly due to a sharp increase in immigration. The past five years, population growth has been consistently high. In particular, the population has increased in Greater Stockholm. In the years 2006-2014 also increased the number of people in the establishment of the 20-24 age quickly, which helped to put pressure on the housing markets in growth areas.

Construction Starts declined significantly after 2007. In the years 2008-2012 started an average of 24 500 housing units per year. Among the explanations for the decline in construction can be discontinued state support for housing construction from 2007, stricter guidelines for lending to housing, lengthy planning processes, but not least falling demand during the 2008-2009 financial crisis, as well as from the summer of 2011 in connection with the financial turmoil in Southern Europe. Residential construction increased considerably in 2013, when about 34,500 homes began. Approximately 45,000 new housing units are needed annually to meet long-term population trends, according to the Swedish National Board of Housing, Building and Planning assessment.

37. Ensuring sustainable access to safe drinking water

In Sweden, it is obvious that you should be able to drink water straight from the tap without getting sick, nor drinking water to be cloudy, colored, or smell bad. Therefore, there are quality criteria water must meet in order to be approved for drinking.

In Sweden we have, with some exceptions, an abundance of water. In total, we use less than 1,000 billion liters of water per year, which is less than one percent of the fresh water that is available.

For us it is not the amount of water we use problem. That's what goes into the water and then the cycle that affect the environment and our future water quality.

All water plant, which produces the municipal water, follows the National Food Agency's strict quality criteria for drinking water.

Half of all raw water used for drinking water comes from surface water, i.e. lakes or streams. The other half is divided equally between the natural and the artificial ground. Natural groundwater are dug out or drilled wells while artificial groundwater is produced by allowing surface water to pass through a land gravel layer, such as a gravel ridge.

There are objective quality of drinking water in the form of limits. To show that the criteria are met, drinking water producers examine drinking water regularly.

When examining drinking water if you look, for example, if there are bacteria and other microorganisms. Chemical substances in drinking water are examined.

Distribution drinking water:

- 60 % of the drinking water used in households.
- 10 % of the drinking water used in the industry.
- 10 % of the drinking water used for public purposes, such as hospitals and schools.
- 20 % of the drinking water used in waterworks for own consumption, including water losses from pipelines.

Local authorities, supported by the provincial government, responsible for the overall planning for the land and water resources should be used.

Each municipality or drinking water producers have information about their own drinking water production and drinking water quality.

Approximately 2,000 municipal water accounts for about 85 % of the total drinking water supply in Sweden. The municipal water vary greatly in size, from very small waterworks supplying a couple of families, to the very large, for example Stockholm, Gothenburg and the region of Skåne supplying several hundred thousand people with drinking water.

There are also over 2,000 other private water utility that supplies among other communities, food companies, public and commercial facilities with drinking water. These plants are often relatively small.

Approximately 2.4 million people have been completely or partially separate drinking water supply, for example, from a private well.

Drinking water is the basis of public health, food production and economic growth. The quality of the drinking water is not as good everywhere, and it can change very quickly.

These vulnerabilities will increase with climate change through a warmer waters and increased incidence of extreme weather with the risk of contamination.

Municipality's protective and long-term work for drinking water, planning for one of our most important community resources, is very important. It can be seen as an investment for the future, because it is very costly to replace the water that has become unusable.

38. Ensuring sustainable access to basic sanitation and drainage

Today seen the remains sewage as a resource, and waste are recycled to a far greater extent than in the mid-1990's. For example, sludge from sewage

treatment plants is a raw material for digestion and is used for biogas production in many parts of the country.

In sewage treatment plants purified wastewater by mechanical, chemical and biological methods before being discharged into the Baltic Sea. We have high standards for wastewater treatment so that the water discharged into the Baltic Sea is as clean as possible and do not harm nature.

It is not only domestic sewage treatment plants and industries receive. For treatment plants will also surface water, i.e. rainwater and meltwater from snow.

The purification process residues that we take in and returns to society. Examples include biogas, district heating, and a nutrient-rich sludge.

To purify the waste water takes about 24 hours. Every day purified approximately 355,000 cubic meters of wastewater.

An important measure for the environment is to utilize phosphorus from wastewater. Phosphorus could otherwise lead to eutrophication of our lakes and rivers. In addition, readily available phosphorus is a finite resource that is important to conserve. Parliament decided in 2005 on a further milestone for the environmental quality objective "A good built environment". According to this target be 60 % of the phosphorus in wastewater returned to productive land by 2015. At least half will be returned to farmland.

Placing water treatment and use of sewage sludge on land classified as environmentally hazardous activity and must comply with the provisions of the environmental code.

Today's treatment plants may need to be complemented with effective purification technology to reduce emissions of hazardous substances into the water leaving the treatment plant.

39. Improving access to clean domestic energy

The government's stated goal is for Sweden to be a leading model of a modern society that is environmentally friendly and based on sustainable resources, with a growth-friendly policy can be conducted in harmony with the Earth's climate conditions.

Lower energy consumption means lower overall environmental impact. EPA looks at energy efficiency refurbishment of homes and premises as a priority area for achieving multiple environmental objectives. Residential and service sector accounts for 40 % of Sweden's total final energy consumption. To meet the environmental quality objectives in the longer term need for overall reduction in energy use and a combustion with low impact on the environment.

In 2014, the share of renewable energy in Sweden, 53 % of total energy use. In Sweden is by far the most important renewable energy sources, bio-energy and hydropower. Hydropower is largely used for power generation while bioenergy is mainly used for heating. Sweden's large reserves of

hydropower and biomass in combination with an active energy policy are some of the reasons why Sweden is higher than other countries in terms of share of renewable energy.

All of the various renewable energy sources have their own advantages and disadvantages from an environmental perspective. Together they have the advantage that resources are finite and that they contribute to the greenhouse effect is much less. This is because carbon dioxide emissions is small or zero with the use of these energy sources.

Energy efficiency enables reduced emissions of carbon dioxide and other greenhouse gases, nitrogen oxides, sulfur dioxide, particulate matter and volatile organic compounds. It also reduces the pressure to build new power plants that can have a negative impact on, for example biodiversity and result in noise. Connection to district heating provides conditions to reduce local emissions of air pollutants.

The target for energy efficiency in Sweden's energy intensity, i.e. the ratio of the total energy consumption and GDP will decrease by 20 % between 2008 and 2020. A further objective is that the energy will be enhanced by at least 9 % until in 2016.

The construction and property sector plays a crucial role in the ability of society to achieve sustainable development. To use energy and resources efficiently is an important part in reducing the environmental impact of buildings. "Smart Buildings" means in brief that the use of renewable energy sources such as solar energy, biofuels and wind energy instead of fossil fuels and provide the building with resource-efficient, healthy and environmentally friendly systems for water, sewage and waste.

To use the term "passive house" of a building required a number of basic requirements for this type of building to be met. The requirements for passive house aims to minimize the need for input power for heating in buildings so that the required thermal comfort in the building can be obtained with a rational distribution of heat through hygiene lifting flow. Additional requirements on resource efficiency is to limit even the total use of energy purchased, that is, for operating electricity, hot water, heating and any comfort cooling.

Stringent the environmental requirements will be met and for residential buildings should not comfort cooling required.

40. Improving access to sustainable means of transport

To adapt the urban environment more to the man than to the motor vehicle requires several steps. To extend public transport and rail traffic, to reduce car traffic in the central part of the community and to introduce traffic calming measures are some examples.

Infrastructure development has great significance for the possibility that the energy efficiency of transport and sustainable cities. Roads, railways, ports and airports control was established homes and businesses, and in

turn the travel and transport patterns that occur. An enhanced infrastructure is an important contribution to improving the accessibility and hence to competitiveness. Changes to infrastructure must begin now, because it takes time before they produce effects.

Public transport is crucial for the functioning of commuting in cities and regions. Good public transport reduces the environmental load as soil consumption to traffic infrastructure and parking space in our cities. At the same time benefit from access to employment and housing, despite the geographical distance.

Local governments have the public authorities consciously and long-term bet on renewable fuels in the publicly funded public transport. According to a recent compilation of association the Swedish Association of Local Authorities and Regions, continues increase. The Swedish public transport is now the share of renewable fuels in total 58 %, with 61 % of the county and 25 % for municipalities. Compared with 2009, the increase is 20 %. Gasoline for public transport is only found in smaller amounts in half a dozen counties and municipalities. The use of diesel fuel decreased by approximately 20 % since 2009 in favor of, inter alia, biogas and ethanol. More counties have reported electricity for rail traffic over the same survey in 2009. The share of electricity consumers has risen by three percentage points.

The counties with the highest proportion of renewable fuels are Östergötland and Stockholm and the Skåne region with around 70 %.

41. Challenges experienced and lessons learnt in these areas (35-40)

Being well prepared for problems with drinking water quality is very important. You have to have a good and well-trained organization and procedures that clearly describe what should be done and by whom. If the regular water supply for any reason cannot be used, required reserve water and emergency water.

To develop a new strategy for sustainable transport is one of the most difficult and complex tasks we need to implement in order to achieve sustainable development. In which way to handle the issue of transport plays a big role in how far we can build sustainable cities and not in the future. The infrastructure plays a big role that energy efficiency has proved to be a step in the right direction.

42. Future challenges and issues in these areas (35-40) that could be addressed by a New Urban Agenda

Sweden we have good conditions for a fully renewable energy system. Sweden is a sparsely populated country with good access to bioenergy, hydropower and good wind locations. Moreover, solar cells on a quarter of

all south-facing roof to provide 10 % of the country's annual needs of electricity. It is more than a nuclear power plant in Oskarshamn produced in 2014. New sources of bioenergy is something that is being invested in both research and development of, because biofuels from forestry and agriculture may not be sufficient to meet future needs. For example, the cultivation of algae are seen as promising, cultivation can take place both in thought and in oceans and lakes. Biofuels can be produced and used in other ways in the future. A technique that is almost ripe for the market is to gasify biomass, thus making gas, for example wood. Climate change is expected to lead to more intense rainfall, increased risk of flooding and contamination of water where we pick up our drinking water. Ground water in many places risk being polluted or overexploited. Half of Sweden's municipalities need a plan and program for drinking water supply. The plans are mainly focused on the current situation, but overlook tomorrow's risks and vulnerabilities, as well as the population's consumption needs.

By combining smart infrastructure for electrified roads and charging stations Sweden can be a world leader and lead the way towards a fossil-free vehicle fleet that works both for passenger cars and buses and trucks.

Automobiles, heavy vehicles, domestic and public transport, accounting for one third of Sweden's emissions of greenhouse gases. The goal is that we will have a fossil fleet for 15 years.

VII. Indicators

Data for Sweden for the following urban indicators. Data is for 1996, 2006 and 2013, when possible disaggregated by gender.

i. Percentage of people living in slums

Sweden does not have any areas that can be defined as slums.

ii. Percentage of urban population with access to adequate housing

Approximately 100 %

iii. Percentage of people residing in urban areas with access to safe drinking water

- 1996: 100 % of the people residing in urban areas had access to safe drinking water.
- 2006: 100 % of the people residing in urban areas had access to safe drinking water.
- 2013: 100 % of the people residing in urban areas had access to safe drinking water.

iv. Percentage of people residing in urban areas with access to adequate sanitation

- 1996: 100 % of the people residing in urban areas had access to adequate sanitation.
- 2006: 100 % of the people residing in urban areas had access to adequate sanitation.
- 2013: 100 % of the people residing in urban areas had access to adequate sanitation.

v. Percentage of people residing in urban areas with access to regular waste collection

- 1996: 100 % of the people residing in urban areas had access to regular waste collection.
- 2006: 100 % of the people residing in urban areas had access to regular waste collection.
- 2013: 100 % of the people residing in urban areas had access to regular waste collection.

vi. Percentage of people residing in urban areas with access to clean domestic energy

- 1996: 100 % of the people residing in urban areas had access to clean domestic energy.
- 2006: 100 % of the people residing in urban areas had access to clean domestic energy.
- 2013: 100 % of the people residing in urban areas had access to clean domestic energy.

vii. Percentage of people residing in urban areas with access to public transport

- 1996: 100 % of people residing in urban areas had access to public transport.
- 2006: 100 % of people residing in urban areas had access to public transport.
- 2013: 100 % of people residing in urban areas had access to public transport.

viii. Level of effective decentralization for sustainable urban development measured by: (i)

Percentage of policies and legislation on urban issues in whose formulation local and regional governments participated from 1996 to the present; (ii) %age share of both income and expenditure allocated to local and regional governments from the national budget; (iii) percentage share of local authorities' expenditure financed from local revenue.

ix. Percentage of city, regional and national authorities that have implemented urban policies supportive of local economic development and creation of decent jobs and livelihoods

Approximately 100 %

x. Percentage of city and regional authorities that have adopted or implemented urban safety and security policies or strategies

Approximately 100 %

xi. Percentage of city and regional authorities that have implemented plans and designs for sustainable and resilient cities that are inclusive and respond to urban population growth adequately

Approximately 100 %

xii. Share of national gross domestic product (GDP) that is produced in urban areas

Data not available.

xiii. Any other urban-related data relevant to the National Report

No other relevant urban-related data.

DRAFT

VIII. References

Sweden's National Report edited by Alexandra Höglom Moisio, Cristian Soto and Peter Wasström, Lantmäteriet – The Swedish Mapping, Cadastral and Land Registration Authority.

The following references are used in the following sections:

I. *Population and Migration*

- Basis for HABITAT III – The Swedish National Report, Dnr: 2100-2088/2014, the Swedish National Board of Housing, Building and Planning.
- Swedish Agency for Growth Policy Analysis report 2011:11 Orter med befolkningsökning perioden 2000-2010.
- Statistics Sweden, Demographic report 2012:2 with updates.

1. *Managing rapid urbanization*

- Basis for HABITAT III – The Swedish National Report, Dnr: 2100-2088/2014, the Swedish National Board of Housing, Building and Planning.

2. *Managing rural-urban linkages*

- <http://data.worldbank.org/indicator/SP.URB.TOTL.IN.ZS>
- <http://www.scb.se/sv/hitta-statistik/statistik-efter-amne/befolkning/befolkningens-sammansattning/befolkningsstatistik/25788/25795/behallare-for-press/370353/>.
- Statistics Sweden, article - Allt färre bor i glesbygd.

3. *Addressing urban youth needs*

- <http://www.scb.se/sv/Hitta-statistik/Artiklar/Antalet-barn-vantas-oka-i-Sverige/>.
- Statistics Sweden, article - Svensken flyttar i snitt elva gånger
- Basis for HABITAT III – The Swedish National Report, Dnr: 2100-2088/2014, the Swedish National Board of Housing, Building and Planning.
- Statistics Sweden – Boendesituationen i Europa, 2011.

4. *Responding to the needs of the aged*

- <http://www.boverket.se/sv/samhallsplanering/sa-planeras-sverige/nationella-mal-for-planering/funktionshinderpolitiken---tillganglighet/>.

5. *Integrating gender in urban development*

- <http://www.boverket.se/sv/samhallsplanering/sa-planeras-sverige/nationella-mal-for-planering/jamstalldhet-i-samhallsplaneringen/> .

6. *Challenges experienced and lessons learnt in these areas*

- Basis for HABITAT III – The Swedish National Report, Dnr: 2100-2088/2014, the Swedish National Board of Housing, Building and Planning.

7. *Future challenges and issues in these areas (1-5) that could be addressed by a New Urban Agenda*

- Basis for HABITAT III – The Swedish National Report, Dnr: 2100-2088/2014, the Swedish National Board of Housing, Building and Planning.

II. *Land and Urban Planning: Issues and Challenges for a New Urban Agenda*

- <http://www.boverket.se/sv/samhallsplanering/sa-planeras-sverige/> .

8. *Ensuring sustainable urban planning and design*

- <http://www.boverket.se/sv/samhallsplanering/sa-planeras-sverige/nationella-mal-for-planering/> .
- <http://www.boverket.se/sv/samhallsplanering/sa-planeras-sverige/nationella-mal-for-planering/god-bebyggd-miljo/> .
- Basis for HABITAT III – The Swedish National Report, Dnr: 2100-2088/2014, the Swedish National Board of Housing, Building and Planning.

10. *Enhancing urban and peri-urban food production*

- <http://malmo.se/Kultur--fritid/Idrott--fritid/Natur--friluftsliv/Stadsodling.html> .
- <http://www.svd.se/grona-vagare-stannar-i-stan/om/idagsidan>
- <http://www.nrm.se/besokmuseet/utställningar/odlastaden.9000888.html> .

11. *Addressing urban mobility challenges*

- <http://www.boverket.se/sv/samhallsplanering/sa-planeras-sverige/planering-av-mark-och-vatten/kommunikationer/>.
- <http://www.boverket.se/sv/samhallsplanering/sa-planeras-sverige/planering-av-mark-och-vatten/kommunikationer/vagar-och-jarnvagar/>.
- <http://www.boverket.se/sv/samhallsplanering/sa-planeras-sverige/planering-av-mark-och-vatten/kommunikationer/cykla-for-en-god-miljo/>.

14. *Future challenges and issues in these areas (8-12) that could be addressed by a New Urban Agenda*

- Basis for HABITAT III – The Swedish National Report, Dnr: 2100-2088/2014, the Swedish National Board of Housing, Building and Planning.
- Delegation for sustainable cities report - 15 hinder för hållbar stadsutveckling.
- Symbio City: www.regeringskansliet.se and www.skl.se
- Vision Sverige 2025: Detta delkapitel är hämtat från Boverkets hemsidor om "Vision för Sverige 2025".
<http://www.boverket.se/Planera/Vision-2025/>.

III. *Environment and Urbanization: Issues and Challenges for a New Urban Agenda*

- www.naturvardsverket.se.

15. *Addressing climate change*

- Basis for HABITAT III – The Swedish National Report, Dnr: 2100-2088/2014, the Swedish National Board of Housing, Building and Planning.
- <http://www.boverket.se/Om-Boverket/Webbokhandel/Publikationer/2011/Klimatanpassning-i-planering-ochbyggande/>.
- <http://www.boverket.se/sv/samhallsplanering/sa-planeras-sverige/halsa-och-klimat-i-samhallsplaneringen/klimatanpassning/>.

16. *Disaster risk reduction*

- <https://www.msb.se/sv/Forebyggande/Naturolyckor/>.
- <https://www.msb.se/sv/Forebyggande/Samhallsplanering/>.
- <http://www.boverket.se/sv/samhallsplanering/sa-planeras-sverige/halsa-och-klimat-i-samhallsplaneringen/ras-och-skred/>.

17. *Reducing traffic congestion*

- Basis for HABITAT III – The Swedish National Report, Dnr: 2100-2088/2014, the Swedish National Board of Housing, Building and Planning.
- Maria Börjesson, Jonas Eliasson, Muriel B. Hugosson, Karin Brundell-Freij. 2012. The Stockholm congestion charges - 5 years on. Effects, acceptability and lessons learnt Transport Policy Volume 20.

18. *Air Pollution*

- <http://www.naturvardsverket.se/Sa-mar-miljon/Klimat-och-luft/Luftfororeningar/> .
- <http://www.naturvardsverket.se/Sa-mar-miljon/Klimat-och-luft/Statistik-om-luft/Luften-i-Sverige/Luftkvaliteten-i-tatorterna/>
- <http://www.naturvardsverket.se/Miljoarbete-i-samhallet/Miljoarbete-i-Sverige/Uppdelat-efter-omrade/Luft/Miljomal/> .
- Basis for HABITAT III – The Swedish National Report, Dnr: 2100-2088/2014, the Swedish National Board of Housing, Building and Planning.
- <http://www.naturvardsverket.se/Sa-marmiljon/Manniska/Buller/?action=additem&pageid=8297&lang=sv>.
- Fossilfrihet på väg SOU 2013:84.

19. *Challenges experienced and lessons learnt in these areas (15-17)*

- Basis for HABITAT III – The Swedish National Report, Dnr: 2100-2088/2014, the Swedish National Board of Housing, Building and Planning.
- www.skl.se.
- Adolfsson Jörby S. 2002. Local Agenda 21 in Four Swedish Municipalities: A Tool towards Sustainability? Journal of environmental planning and management vol. 45. No 2.

20. *Future challenges and issues in these areas (15-17) that could be addressed by a New Urban Agenda*

- Basis for HABITAT III – The Swedish National Report, Dnr: 2100-2088/2014, the Swedish National Board of Housing, Building and Planning.
- www.naturvardsverket.se/Miljoarbete-i-samhallet/EU-och-internationellt/verige-ivarlden/Hallbar-konsumtion-och-produktion/Internationell-satsning-pa-att-bryta-ohallbar-konsumtion-och-produktion.

21. *Improving urban legislation*

- www.regeringen.se

22. *Decentralization and strengthening of local authorities*

- www.boverket.se

23. *Improving participation and human rights in urban development*

- www.regeringen.se

24. *Enhancing urban safety and security*

- Basis for HABITAT III – The Swedish National Report, Dnr: 2100-2088/2014, the Swedish National Board of Housing, Building and Planning.
- The Swedish National Council for Crime Prevention report - Brottsutvecklingen i Sverige år 2008-2011 (Rapport 2012:13).
- the National Defence Radio Establishment report - Trender och utmaningar idag och imorgon – informationssäkerhet.
- Våldsbejakande extremism i Sverige – nuläge och tendenser, Ds 2014 :4.

25. *Improving social inclusion and equity*

- Basis for HABITAT III – The Swedish National Report, Dnr: 2100-2088/2014, the Swedish National Board of Housing, Building and Planning.
- The National Board of Health and Welfare/The Public Health Agency of Sweden "Folkhälsan i Sverige, Årsrapport 2013".
- The National Board of Health and Welfare (2005). Hemlöshet i Sverige 2005.
- The National Board of Health and Welfare (2011). Hemlöshet och utestängning från bostadsmarknaden 2011 – omfattning och karaktär.
- <http://www.scb.se/sv/Hitta-statistik/Artiklar/De-ekonomiskt-utsattabarnen-i-Sverige-blir-fler--eller-farre/> .

26. *Challenges experienced and lessons learnt in these areas (20-24)*

- Basis for HABITAT III – The Swedish National Report, Dnr: 2100-2088/2014, the Swedish National Board of Housing, Building and Planning.
- The Swedish National Council for Crime Prevention. NTU Nationella trygghetsundersökningen 2006-2013 – regionala resultat. Rapport 2014:3.

- The Swedish National Council for Crime Prevention. NTU 2012 Nationella trygghetsundersökningen. Rapport 2013:1.
- The Swedish National Board of Housing, Building and Planning, 2013. Sammanställning och spridning av erfarenheter från uppdraget att stärka tryggheten i stads- och tätortsmiljöer – slutrapport, Rapport 2013:8.
- Regulation (2013:1102) om stöd till utvecklingsprojekt för jämställda offentliga miljöer i städer och tätorter.

V. Urban Economy: Issues and Challenges for a New Urban Agenda

- www.scb.se
- The National Institute of Economic Research.

28. Improving municipal/local finance

- <http://skl.se/demokratiledningstyrning/politiskstyrningfortroendevalda/kommunaltstjvalvstyresastyrskommunenochlandstinget/sastyrskommunen.735.html>.

29. Strengthening and improving access to housing finance

- <http://www.scb.se/sv/Hitta-statistik/Artiklar/Den-svenska-bolanemarknaden/>.
- <http://www.boverket.se/globalassets/publikationer/dokument/2006/statliga-bostadskreditgarantier-framtiden.pdf>.

30. Supporting Local Development

- <http://www.tillvaxtverket.se/huvudmeny/insatserfortillvaxt/regionalutveckling.4.418280eb12db85acaec80003612.html>.
- <http://www.natkom.se/PDF/Rapporter/007.pdf>.

31. Creating decent jobs and livelihoods

- Basis for HABITAT III – The Swedish National Report, Dnr: 2100-2088/2014, the Swedish National Board of Housing, Building and Planning.
- www.ekonomifakta.se.
- www.scb.se.

- <http://www.arbetsformedlingen.se/Om-oss/Statistik-och-publikationer/Rapporter/Arbetsmarknadsrapporter/2013-05-02-Arbetsmarknadsrapport-2013.html>.
- <http://www.ekonomifakta.se/Fakta/Ekonomi/Tillvaxt/Fakta-fran-kris-till-kris/> .

32. *Integration of the urban economy into national development policy*

- <http://www.boverket.se/globalassets/publikationer/dokument/2013/bilaga-3-stadpolitik.pdf>.

36. *Improving access to adequate housing*

- Basis for HABITAT III – The Swedish National Report, Dnr: 2100-2088/2014, the Swedish National Board of Housing, Building and Planning.
- <http://www.boverket.se/globalassets/publikationer/dokument/2013/indikatorer-maj-2013.pdf>.
- <http://www.boverket.se/globalassets/publikationer/dokument/2015/behov-av-bostadsbyggande.pdf>.
- <http://www.boverket.se/globalassets/publikationer/dokument/2007/bostadspolitiken.pdf>.

37. *Ensuring sustainable access to safe drinking water*

- <http://www.livsmedelsverket.se/livsmedel-och-innehall/mat-och-dryck/dricksvatten1/> .
- <http://www.svensktvatten.se/fakta-om-vatten/dricksvattenfakta/>.
- <http://www.svensktvatten.se/vattentjanster/dricksvatten/ravatten/>.
- http://www.svensktvatten.se/globalassets/dricksvatten/ravatten/planera_for_dricksvatten_webb_okt_20111.pdf.

38. *Ensuring sustainable access to basic sanitation and drainage*

- Basis for HABITAT III – The Swedish National Report, Dnr: 2100-2088/2014, the Swedish National Board of Housing, Building and Planning.
- <http://www.stockholmvatten.se/vatten-och-avlopp/avloppsvatten/avloppsreningsverk/>.
- <https://www.naturvardsverket.se/Documents/publikationer6400/978-91-620-6518-8.pdf>.

- <http://www.biogasportalen.se/BiogasISverigeOchVarlden/GodaExempel/Reningsverk>.

39. *Improving access to clean domestic energy*

- Basis for HABITAT III – The Swedish National Report, Dnr: 2100-2088/2014, the Swedish National Board of Housing, Building and Planning.
- <http://www.ekonomifakta.se/Fakta/Energi/Energibalans-i-Sverige/Anvandning-av-fornybara-energikallor/>.
- <http://www.naturvardsverket.se/Miljoarbete-i-samhallet/Miljoarbete-i-Sverige/Uppdelat-efter-omrade/Energi/Energieffektivisering/Bostader-och-lokaler/>.

40. *Improving access to sustainable means of transport*

- Basis for HABITAT III – The Swedish National Report, Dnr: 2100-2088/2014, the Swedish National Board of Housing, Building and Planning.
- <http://skl.se/samhallsplaneringinfrastruktur/trafikinfrastruktur/kollektivtrafikpersontransporter.295.html>.